

# ROAD TRANSPORT SAFETY MANAGEMENT SYSTEMS



## GUIDE

# TABLE OF CONTENTS

## Table of contents

<b>1. Foreword by Authors</b> .....	<b>1</b>
<b>2. Introduction</b> .....	<b>2</b>
<b>3. Definitions</b> .....	<b>5</b>
<b>4. General idea of Road Transport Safety Management System</b> .....	<b>8</b>
4.1. Safety management system “at the first glance” .....	8
4.2. What is the essence of safety management system? .....	12
4.3. Myths about road transport safety management system .....	14
4.4. Examples of Road Transport Safety Management Systems .....	15
<b>5. Road Transport Safety Management System Components</b> .....	<b>17</b>
5.1. Safety authorities, responsibilities and accountabilities .....	17
5.2. Process with respect to a safety policy .....	18
5.3. Process for ensuring compliance with safety rules .....	23
5.4. Process for managing road transport accidents .....	30
5.5. Risk management process .....	33
5.5.1. Definition of “risk” and “risk management process” .....	33
5.5.2. Description of the risk assessment process .....	34
5.5.3. Evaluating and prioritising risks .....	45
5.5.4. Planning the appropriate responses to risks, assigning owners, implementing, monitoring and controlling those responses .....	49
5.5.5. Risk mitigation .....	50
5.5.6. Plan-Do-Check-Act .....	52
5.6. Process for reporting contraventions and safety hazards .....	56
5.7. Process for Managing Knowledge .....	57
5.8. Process with respect to scheduling .....	61
5.9. Process for Continual Improvement of the Safety Management System.....	64
<b>6. Safety Audit and Evaluation</b> .....	<b>67</b>
6.1. Purpose and meaning of auditing and evaluation.....	67
6.2. Types and frequency of audit .....	69
6.3. Stages of the audit .....	70
6.4. Performing the audit .....	71
6.5. Reporting.....	72

# TABLE OF CONTENTS

6.6. Auditors .....	75
6.7. Evaluation.....	76
<b>7. Documentation .....</b>	<b>78</b>
7.1. The obligation and scope of documentation.....	78
7.2. Review, analysis and evaluation.....	80
7.3. Specified documents.....	80
<b>8. Annexes.....</b>	<b>81</b>
8.1. EU legislation related to safety in road transport .....	81
8.2. International law on safety in road transport.....	86
8.3. List of Ukrainian legal acts regarding road safety .....	87
8.4. Sample of checklist on regular internal auditing of the safety management system (No 1) .....	93
8.5. Sample of checklist on regular internal auditing of the safety management system (No 2) .....	94
8.6. Audit Report Template .....	94
8.7. Risk Evaluation - Summary Risk Profile .....	97
8.8. Sample checklist on risk caused by lack of or improper driver training .....	100
8.9. Sample of detailed lists of applicable Safety Rules for packing, loading and carriage of dangerous good: UN 0335, FIREWORKS .....	101
<b>9. Bibliography .....</b>	<b>106</b>

## 1. Foreword by Authors

This Guide has been elaborated within the European Union Twinning Project “Support to the Ministry of Infrastructure of Ukraine in Strengthening of Safety Standards of Commercial Road Transport (number UA/14/ENP/TR/43) by the group of Polish experts. There were few professional study visits, organized for detailed discussions of several strategies and options in Kyiv, Ukraine, regarding the Safety Management Systems (SMS) in road transport.

The Experts would like to emphasize significant engagement and involvement of Ukrainian Authorities (the Ministry of Infrastructure Representatives) in specifying and formulating detailed amendments and requirements of the Beneficiary. It was very helpful in the work of the Experts and allowed to prepare and propose options in this Guide fully accepted by the Beneficiary – as fulfilling its all expectations in the area of SMS in road transport. Based on full and open cooperation and collaboration with the Beneficiary the Experts are looking forward for implementation of the Guide concept which will serve the main goal – improvement of the road safety in Ukraine.

## 2. Introduction

Improving road safety is a global concern and increasingly becoming a top priority for societies. Approximately 1.25 million people die each year as a result of road traffic crashes, according to the World Health Organization's Global status report on road safety 2015, despite improvements in road safety. The Sustainable Development Goals, adopted by the United Nations General Assembly, include a target of 50% reduction in road traffic deaths and injuries by 2020.<sup>1</sup>



### **Improving global road safety according to the United Nations**

„Noting that road traffic injuries are a major public health and development problem that has a broad range of social and economic consequences which, if unaddressed, may affect the sustainable development of countries and hinder progress towards the Millennium Development Goals.”

(General Assembly, Sixty-eighth session, 2014)

Road transport undertakings are an essential area, which have got the significant influence on improving road safety.

It must be underlined that there are worked out a variety of organizational, technological and transport systems management standards, but mostly in maritime and then rail and air sectors. However the road transport generates the greatest social costs, including the costs of road accidents, the costs of environmental impacts and the congestion costs. One

<sup>1</sup> World Health Organization, *Global Status Report on Road Safety. Summary*, 2015, p. 1. Full report is available at: [http://www.who.int/violence\\_injury\\_prevention/road\\_safety\\_status/2015/en/](http://www.who.int/violence_injury_prevention/road_safety_status/2015/en/).

# INTRODUCTION

of the main objectives of the management of road transport is the will to minimize significantly the number of road accidents (“vision zero”), especially the number of heavy accidents.<sup>2</sup>

For that reasons, the governmental bodies have a special responsibility to motivate the transport sector players to integrate road safety into their companies’ overall policy in the general public interest of road safety, as well as in their own direct self-interest.<sup>3</sup> Having in mind that road traffic accidents cost 1-3% of gross national product (GNP)<sup>4</sup>, fewer accidents mean reduced costs of repairs, a reduction of medical and insurance costs, a savings in time, general satisfaction of customers and improved reputation for the company.

This Guide is intended to assist road transport players in developing, implementing and enhancing safety management systems (SMS) to meet the requirements of Ukrainian legal acts on road transport safety management systems. What should be underlined, the Guide can be useful both for all, including small and big enterprises. Together with its annexes, it provides practical advice and suggestions, as well as specific examples of SMS methods and approaches that have been adopted by various road transport operators in the European Union countries.

Following a general overview of SMS, the Guide discusses components of safety management systems that are required by the draft elaborated and discussed by the Experts with the Beneficiary of the Ukrainian legal act on Road Safety Management System, and demonstrates how these components are integrated in the SMS process. It reflects the discussion on the other requirements of the regulations. Finally, the Guide defines the key concept of safety culture, and describes how a strong safety culture can be achieved and increased by building on the information contained in the previous chapters.

Specific examples of SMS methods and approaches used in transport industry are given in Annexes to this Guide.

---

<sup>2</sup> Z. Łukasik, A. Szymanek, *Safety and risk in road traffic: selected problems*, “Transport problems”, Volume 7 Issue 2, 2012, p. 83.

<sup>3</sup> European Conference of Ministers of Transport, *Safe and sustainable transport. A matter of quality assurance*, Paris, 2003, p. 53.

<sup>4</sup> World Health Organization webside (<http://www.who.int/mediacentre/factsheets/fs358/en/>, visited: 17.06.2016).

# INTRODUCTION

## Main objectives

### The purpose of this guide, *inter alia*, is to:

- » promote a common understanding of, and approach to, SMS in road transport companies in Ukraine
- » establish organizational practices that should be followed by road transport operators, drivers and other interested parties
- » provide knowledge bases for conducting RTSMS, especially risk assessments and evaluating risk management options related to road safety
- » set the doctrinal bases for and organizational safety culture through consistent application and training on RTSMS principles and practices
- » educate and inform road transport stakeholders in application of RTSMS.

## Addressees

### The principal receivers of this guide are:

- » road transport operators
- » transport planners
- » fleet managers
- » occupational health and safety inspectors
- » human resources managers
- » road safety managers
- » drivers
- » other personnel of the road transport operators (for instance, road transport managers)
- » cooperators and customers of road transport operators
- » control bodies in the scope of road transport and other enforcement bodies
- » auditors
- » certification bodies.

## 3. Definitions

Term	Definition
<b>Actors</b>	all parties which are, directly or through contractual arrangements, involved in the application of this regulation
<b>audit</b>	systematic, independent and documented process (3.27) for obtaining audit evidence (3.4) and evaluating it objectively to determine the extent to which the audit criteria (3.3) are fulfilled (according to DSTU/ISO) <sup>5</sup>
<b>Interfaces</b>	all points of interaction during a system or subsystem life cycle, including operation and maintenance where different actors of the road transport sector will work together in order to manage the risks
<b>hazard</b>	a condition that could lead to an accident
<b>hazard identification</b>	the process of finding, listing and characterising hazards
<b>hazard record</b>	the document in which identified hazards, their related measures, their origin and reference to the organisation, which has to manage them are recorded and referenced
<b>Risk</b>	the frequency of occurrence of accidents and incidents resulting in harm (caused by a hazard) and the degree of severity of that harm <sup>6</sup>

<sup>5</sup> An audit can be an internal audit (first party) or an external audit (second party or third party), and it can be a combined audit (combining two or more disciplines). "Audit evidence" and "audit criteria" are defined in ISO 19011.

<sup>6</sup> Note, an effect is a deviation from the expected — positive or negative. Uncertainty is the state, even partial, of deficiency of information related to, understanding or knowledge of, an event, its consequence or likelihood. Risk is often characterized by reference to potential events (as defined in ISO Guide 73:2009, 3.5.1.3) and



# DEFINITIONS

<b>risk analysis</b>	systematic use of all available information to identify hazards and to estimate the risk
<b>risk assessment</b>	the overall process comprising a risk analysis and a risk evaluation
<b>risk management</b>	the systematic application of management policies, procedures and practices to the tasks of analysing, evaluating and controlling risks
<b>risk evaluation</b>	a procedure based on the risk analysis to determine whether an acceptable level of risk has been achieved
<b>road haulier</b>	an economic entity that has a license to conduct economic activity on services rendering of transportation of passengers and (or) cargoes by road <sup>7</sup>
<b>safety</b>	freedom from unacceptable risk of harm
<b>safety management system</b>	a structured and documented system of interconnected and interacting elements of a road haulier, an economic entity maintaining vehicles in terms of traffic safety management in order to establish policy, objectives and respective processes of these objectives' attainment <sup>8</sup>

consequences (as defined in ISO Guide 73:2009, 3.6.1.3), or a combination of these. In this International Standard, RTS-related risk refers to crashes (events) and death and serious injuries (consequences). Risk is often expressed in terms of a combination of the consequences of an event (including changes in circumstances) and the associated likelihood (as defined in ISO Guide 73:2009, 3.6.1.1) of occurrence.

<sup>7</sup> According to the draft Law "On Amendments to Some Legislative Acts in the Field of Road Transport to Harmonize them with EU legislation" road haulier means the entity that holds the vehicles shall develop, implement, support and improve Road Traffic Safety Management System within enterprise in accordance to the requirements of the Provisions on Road Traffic Safety Management System of Wheeled Vehicles, methodological recommendations on its development and implementation, international and national standards.

<sup>8</sup> According to the draft Law "On Amendments to Some Legislative Acts in the Field of Road Transport to Harmonize them with EU legislation" (article 34-36) Road Traffic Safety Management System of Wheeled Vehicles is established to prevent accidents, reduce the heaviness of their consequences and to minimize related economic losses. Provisions on Road Traffic Safety Management System of Wheeled Vehicles and methodological recommendations on its development and implementation are approved by central public authority that ensures formation of state policy in the transport field with the concurrence of the Ministry of Internal Affairs.

# DEFINITIONS

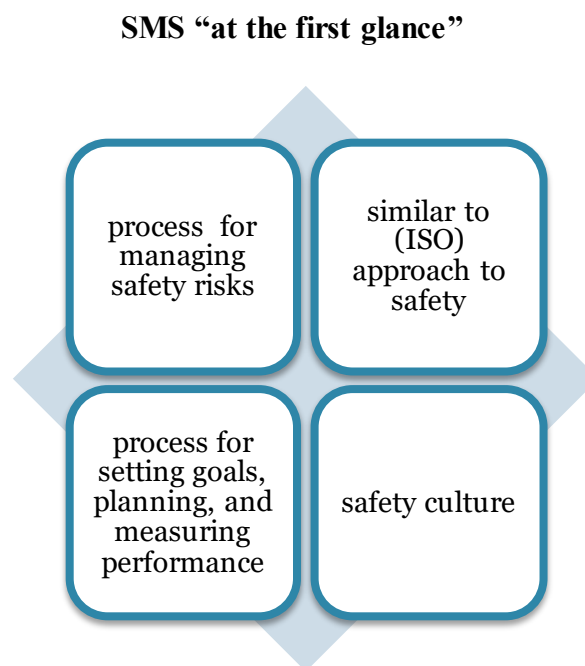
<b>safety measures</b>	a set of actions either reducing the frequency of occurrence of a hazard or mitigating its consequences in order to achieve and/or maintain an acceptable level of risk
<b>safety requirements</b>	the safety characteristics (qualitative or quantitative) of a system and its operation (including operational rules) and maintenance necessary in order to meet legal or company safety targets
<b>safety rules</b>	all rules containing road transport safety requirements established by applicable legal acts, as well as regulatory and technical documentation, the fulfillment of which ensures safety of road transport

# GENERAL IDEA OF ROAD TRANSPORT SAFETY MANAGEMENT SYSTEM

## 4. General idea of Road Transport Safety Management System

### 4.1. Safety management system “at the first glance”

If you have to find a good comparison, we can admit that safety management system in many parts is very similar to International Organization for Standardization (ISO) approach to safety, in general.



A safety management system (SMS) is a systematic, explicit and comprehensive process for managing safety risks, much like an ISO approach to safety. As with all management systems, an SMS provides a directed and focused approach to safety with a clear process for setting goals, planning, and measuring performance. Processed within organization, an SMS becomes part of the culture, the way people at all levels do their works.

# GENERAL IDEA OF ROAD TRANSPORT SAFETY MANAGEMENT SYSTEM



**„We need to transform our culture, from a culture that accepts loss of life as a price of mobility, to one in which elected officials, transportation professionals, and individual citizens expect safety, demand safety” —**  
*Peter Kissinger, Director of AAA Foundation for Traffic Safety*

The organizational structures and activities that achieve an efficient safety management system are found throughout an organization. Every employee contributes to **the safety culture** of the organization, and an effective SMS includes both management and employee participation. The SMS philosophy requires that responsibility and accountability for safety be retained within the management structure of the organization. Senior management should always be ultimately responsible for safety, as they are for other aspects of the enterprise. The SMS approach ensures that authority and accountability always co-exist.



**Safety culture** - shared attitudes, values, beliefs and behaviours related to safety.

# GENERAL IDEA OF ROAD TRANSPORT SAFETY MANAGEMENT SYSTEM

In larger organizations, safety management activity will be more visible in some departments than in others, but the system must be integrated into “the way things are done” throughout the establishment. This will be achieved by the implementation and continuing support of a coherent safety policy that leads to well-designed procedures.

The concept of what James Reason defines as an understanding of a good safety culture identifies five important aspects:

1) **informed culture** - the organization collects information about both accidents and incidents, and carries out proactive counter measures by the use of safety audits and surveys on safety environment;

2) **reporting culture** – the employees report their errors or near misses, and take part in surveys on safety culture, etc;

3) **just culture** - there is an atmosphere of trust within an organization that encourages and rewards its employees for providing information on errors and incidents, with the confidence of knowing that they will receive fair and just treatment for any mistake they make;

4) **flexible culture** - the organization has the ability to change its practices;

5) **learning culture** - the organization learns from incident reports, safety audits, resulting in improved safety.

In addition to these characteristics, Reason and others maintain that an organization’s safety culture is tightly bound to its overall culture, and also influenced by external conditions such as laws and regulations, governmental supervision, market situation and the like. Since an organizations’ safety culture is assumed to be part of its general culture, it is expected that there will be a close relationship between safety culture and the work environment. Safety culture is influenced by formal safety systems such as rules and

# GENERAL IDEA OF ROAD TRANSPORT SAFETY MANAGEMENT SYSTEM

procedures within an organization. Additionally, the safety culture effects on the attitude and behaviour of employees towards safety, which is reflected in their safety records.<sup>9</sup>

The “four Ps” approach of management represent the foundation of a good and demanding safety management system. The below diagram presents the idea of this approach.

## Philosophy

Safety management starts with management philosophy

- recognizing that there will always be threats to safety;
- setting the organization's standards; and
- confirming that safety is everyone's responsibility.

## Policy

Specifying how safety will be achieved

- clear statements of responsibility, authority, and accountability;
- development of organizational processes and structures to incorporate safety goals into every aspect of the operation; and
- development of the skills and knowledge necessary to do the job.

## Procedures

What management wants people to do to execute the policy

- clear direction to all staff;
- means for planning, organizing, and controlling; and
- means for monitoring and assessing safety status and processes.

<sup>9</sup> TØI report 1012/2009, T. Bjørnskau, F. Longva, *Safety culture in transport*, Institute of Transport Economics, Oslo 2009, p. 2.

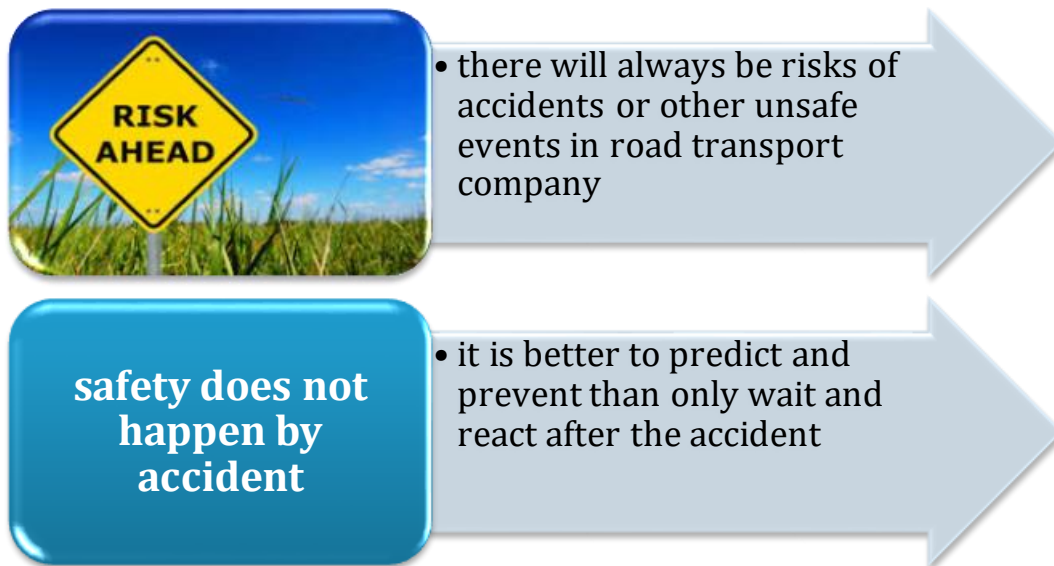
# GENERAL IDEA OF ROAD TRANSPORT SAFETY MANAGEMENT SYSTEM

## Practices

What really happens on the job

- following well-designed, effective procedures;
- avoiding the shortcuts that can detract from safety; and
- taking appropriate action when a safety concern is identified.

### 4.2. What is the essence of safety management system?



Safety management systems are based on the idea, that because there will always be hazards and risks in your company, proactive management is needed to identify and address these safety concerns, before they lead to accidents. For that reason, it is so important for the road transport operators to use such management systems, which will be helpful to organize the road transport operations in the most safety way. In order to understand properly the essence of the road transport safety management system in road transport companies in Ukraine, it is necessary to answer the question: “What is the great achievement of this management system?”

# GENERAL IDEA OF ROAD TRANSPORT SAFETY MANAGEMENT SYSTEM



**development and improvement of safety on road transport in Ukraine and improved access to the market for road haulier**

The essence of the road transport safety management system for Ukrainian road transport operators is to ensure the development and improvement of safety on road transport in Ukraine and improved access to the road transport market. This is the superior target of this system, which will be achieved by:

- 1) defining responsibilities between the actors,
- 2) defining common rules for the management, regulation and supervision of road carriage operations,
- 3) ensuring the safe carriage of passengers and cargoes,
- 4) reduction of the number of accidents and their consequences,
- 5) reduction or elimination of relevant factors giving rise to accidents and injuries of people therein,
- 6) reduction of negative impact of the road transport on the environment.<sup>10</sup>

Moreover, it must be underlined that any system used to manage safety, including safety of road transport operations, should clearly answer these following five questions.

***1. What type of road transport is conducted by your company? What are the processes that govern your undertaking and that make it a safe one?***

<sup>10</sup> See, article 2 of the draft of regulation on road transport safety management system in Ukraine.



# GENERAL IDEA OF ROAD TRANSPORT SAFETY MANAGEMENT SYSTEM

*2. What could go wrong? What are the safety issues or concerns, the hazards, and the incidents or accidents that happened or could happen?*

*3. How bad is it? What are the causes, the sources, the probabilities and the severities of those negative events?*

*4. What can be done about it? What corrective actions, controls or moderation measures can be developed and implemented?*

*5. How effective are corrective actions? Has the situation been resolved?*

## 4.3. Myths about road transport safety management system

Safety Management System in road transport should not be comprehended as:

- a) **“de-regulation”** - the Ukrainian legislation on road transport safety management do not eliminate existing regulatory requirements and all legal provisions, which have got the influence on safety of road carriages, both passengers and cargo; reasonably, the legislation on road transport SMS act as an umbrella requirement, enabling road transport undertakers to better meet the existing requirements of the rules, regulations and standards;
- b) **“self-regulation”** - the road transport SMS regulations will come into effect under the *Provision on Road Traffic Safety Management System*. As such, Ukrainian supervision authorities have the mandate to monitor compliance with the regulations as it does with any legislated requirement. While the regulations put the responsibility on the road transport companies to proactively demonstrate their management of safety, the public services oversee compliance with the regulations.
- c) **“eliminating inspections”** - inspections are an important component of the enforcement of road transport legislation, and they continue to be used as part of the assessment of SMS in road transport undertakings, or as a separate inaccuracy activity.
- d) **“eliminating corrective action”** - companies are required to comply with the road transport SMS regulations as with all regulatory obligations. This includes the

# GENERAL IDEA OF ROAD TRANSPORT SAFETY MANAGEMENT SYSTEM

requirement for road transport to take corrective actions for any safety concerns and incidents of non-compliance identified by the regulator.

## 4.4. Examples of Road Transport Safety Management Systems

### EXAMPLES OF ROAD TRANSPORT SAFETY MANAGEMENT SYSTEMS

1) **The management of occupational road risk (MORR)** is a key topic in road safety, with broad agreement in the literature that injuries and deaths sustained from work-related driving represent a substantial public health problem, as well as being a priority for occupational health.

A risk management cycle within MORR has been proposed to manage work-related road safety by the Royal Society for the Prevention of Accidents (RoSPA). The cycle is suggested to incorporate continuous improvement for occupational road risk. An initial status review is undertaken to develop an understanding of the current performance and collision risk associated with the organisation. Recommendations are developed through this consultation period to reduce the number of collisions and associated costs for the organisation. A management system approach considers a proactive rather than reactive approach to managing risks.

2) **ISO Standard 39001:2012 on Road Traffic Safety Management System** - is an international standard designed to help vehicle fleet operators and others such as national governments adopt a structured and holistic approach to managing the risk of death and serious injury from road traffic. ISO 39001 „specifies requirements to enable an organization, that interacts with the road traffic system, to reduce death and serious injuries related to road traffic crashes which it can influence” ( ISO 39001 - 1 scope).

It contains a list of road traffic safety factors, which every company must analyse in order to assess risks, before coming up with targets and deciding on action plans. The road traffic safety factors include the areas of safe: roads, road users, safe drivers and emergency planning.

The guiding principles according to ISO 39001:2012 are:


- » minimizing high risk,

# GENERAL IDEA OF ROAD TRANSPORT SAFETY MANAGEMENT SYSTEM

- » minimizing numbers of risks,
- » minimizing serious consequences,
- » adhering to statutory requirements and customer requirements.

Regarding the size of the road transport undertaking, ISO 39001 is the universal standard. It means that number of vehicles own by the entity or number of drivers should not have the crucial influence on the safety management according to the general rules set in ISO 39001. This standard is also applicable to public and private organizations, interacting with road traffic.

DSTU ISO 39001:2015 “Road Traffic Safety Management Systems”. Requirements and Guideline for Use (ISO 39001:2012, IDT), approved by the Order of SC “UkrNDNC” of the Ministry of Economic Development and Trade of Ukraine. Standard entered into force on 01.01.2016. Road Traffic Safety Management System is based on the ISO 39001 standard.



## 5. Road Transport Safety Management System Components

### 5.1. Safety authorities, responsibilities and accountabilities

Effective safety management systems in road transport companies are possible to achieve only under the supervision of state institutions. Road safety is the shared responsibility of diverse disciplines and stakeholders. Activity of the road transport undertakers should be coordinated by all possible bodies of extends. Additionally, Road Transport Safety Management System, according to the necessity of integration of safety management systems of different modes of transport, might be recognized as a part of completed integrated transport safety management system of transport. For that reason, organizational structure of authorities responsible for supervision and enforcement of road transport safety management system in companies might consist of the following elements:

- 1) **coordinative** – one institution on state level which coordinates activities of all other institutions in road transport safety management system;
- 2) **essential** – some state Ukrainian service for transport safety responsible for inspections, instructed and coordinated by the Minister. Such inspection authority might develop and implement a Supervision Strategy and plan outlining how it targets its activities and sets its priorities for supervision;
- 3) **cooperative** - numerous institutions outside the road transport with basic and supportive roles, for example: Police, National Fire Guard, institutions of crisis management, institutions of medical care, research institutions;
- 4) **operative** - controlled and authorised by safety authorities; carriers, forwarders, senders, receivers, undertakers conducting road carriages on their own purposes, producers of road transport vehicles.

# ROAD TRANSPORT SAFETY MANAGEMENT SYSTEM COMPONENTS

## 5.2. Process with respect to a safety policy

Written Road Transport Safety Policy is a **necessary element** of road traffic safety management system. It should in particular:

- demonstrate top management commitment to promoting road transport safety, including importance of complying with all safety rules and other requirements;
- introduce the strategic objective of implementing road traffic safety management system;
- set the measurable, realistically achievable road traffic safety performance targets;
- be communicated to all employees and to other stakeholders (e.g., customers, contractors, the public);
- be annually reviewed and revised;
- be approved at the highest possible level within the company.

Commitment is demonstrated visibly, when top management communicates clearly that road transport safety matters are an important company requirement and allocates necessary resources to related safety issues. There is a strong correlation between companies with low number of road traffic crashes and companies whose top management is seen to be concerned with road transport safety and communicates this concern to employees and other stakeholders. That is why Road Transport Safety Policy should demonstrate an overall top management commitment to promoting road transport safety, so far as is reasonably practicable. Policy statement should highlight the importance of complying with safety rules and give a clear and motivating message that road traffic crashes are avoidable.

Road Transport Safety Policy should also introduce the strategic objective of implementing road traffic safety management system, which is reducing the risk of road traffic crashes resulting in death, serious injury or damage to the environment. While the ultimate objective is to eliminate road traffic crashes, it is very important and useful to set the road traffic safety performance targets against which continual progress toward the ultimate strategic objective can be measured. Road traffic safety performance target shall be relevant with the activities of company, operational and business requirements, and the views of employees, contractors, and customers. Road traffic safety performance target shall be also measurable, meaningful and realistically achievable. In most cases, performance targets

# ROAD TRANSPORT SAFETY MANAGEMENT SYSTEM COMPONENTS

would refer to the safety elements for: **drivers, transport units, transport operation or contractors.**

Road Transport Safety Policy should be publicly available for all employees and other stakeholders in clear to be understood language and format. Carrier must ensure that any changes to the Safety Policy are communicated in the proper manner.

Road Transport Safety Policy should be annually reviewed and revised, taking into consideration in particular the increase or decrease in:

- the number of road traffic crashes involving company vehicles;
- the number of road traffic incidents involving company vehicles, that could lead to a road traffic crashes;
- the number of legal penalties imposed for the infringements, which relates to road transport safety matters;
- financial costs associated with vehicle use (the costs of repairs, maintenance and insurance).

Road Transport Safety Policy should be approved at the highest possible level within the company and can be linked with other documents, for example lists setting out safety roles, responsibilities and relationships of employees who manage, perform or verify work affecting road transport safety.

## **Status review questionnaire for ensuring compliance with respect to a Safety Policy**

- 1) Does the Road haulier Safety Policy function in the company as separate descriptive document?
- 2) Is the safety policy document appropriate to the type and extent of activity of Road haulier?
- 3) Is the Safety Policy documentation approved and signed by the highest possible level within the company?

# ROAD TRANSPORT SAFETY MANAGEMENT SYSTEM COMPONENTS

4) Is the Safety Policy document communicated and made available to all staff?

5) Is there the document that confirms that safety policy is reviewed annually?

## SAMPLE OF SAFETY POLICY FOR DANGEROUS GOODS TRANSPORT COMPANY

*Driving related incidents are the single largest cause of road traffic crashes among...(organization name)...and top management accepts it has a responsibility to manage the risk encountered by its employees when they use the road as part of their duties for the organization.*

*The...(organization name) ...will take all steps to ensure complying with all safety rules and other requirements and will do all it can to meet strategic objective, which is reducing the risk of road traffic crashes resulting in death, serious injury or damage to the environment.*

*We believe that this can be achieved by establishing measurable and realistically achievable road traffic safety targets for Company's: DRIVERS, TRANSPORT UNITS, JOURNEYS AND CONTRACTORS.*

*The ...(organisation name)... will ensures that:*

### ALL COMPANY'S DRIVERS:

- » *do not operate a vehicle unless they are fit and appropriately rested;*
- » *do not operate a vehicle while under the influence of alcohol, drugs or any other substance or medication that could impair their ability to safely operate the vehicle;*
- » *use safe driving speed, also considering traffic and weather conditions;*
- » *use seatbelts at all times the vehicle is in motion;*
- » *holds, can read and understand writing instructions as an aid during an accident*

# ROAD TRANSPORT SAFETY MANAGEMENT SYSTEM COMPONENTS

*emergency situation that may occur or arise during carriage of dangerous goods;*

- » *holds the appropriate class of license for the vehicles, ADR TRAINING CERTIFICATE and are familiar with laws and regulations concerning driving safety rules;*
- » *wear high-visibility clothing when working directly outside or adjacent to moving vehicles;*
- » *do not accept passengers in transport units carrying dangerous goods;*
- » *received additional training based on risk assessment for carriage of high consequence dangerous goods;*
- » *reports to a manager of any accident emergency situation that may occur or arise during carriage of dangerous goods.*

## ALL COMPANY'S VEHICLES OR TANKS:

- » *are safely secured within the weight limits specified by the vehicle manufacturer or within the national legal limit if more restrictive;*
- » *have valid ADR certificate of approval and deadline for the next test for tanks has not expired;*
- » *are selected for the carriage of dangerous goods, taking into account type and equipment, including devices to facilitate securing and handling of the dangerous goods;*
- » *are in a roadworthy condition and are regularly assessed as part of a planned maintenance program;*



# ROAD TRANSPORT SAFETY MANAGEMENT SYSTEM COMPONENTS

- » *are routinely checked and inspected (the pre-start checks are carried out before the journey begins);*
- » *are equipped with Vehicle Monitoring System when carrying high consequence dangerous goods;*
- » *are equipped with seat belts for each occupant.*

## ALL COMPANY'S JOURNEYS:

- » *are clearly defined and mapped taking into consideration safety rules and risk location on regular routes;*
- » *are monitored by appropriate means of communication between journey manager and driver;*
- » *are monitored by Vehicle Monitoring System when carrying high consequence dangerous goods.*

## ALL COMPANY'S CONTRACTORS:

- » *hand over for carriage only consignments which conform to the requirements of ADR;*
- » *have in place Dangerous Goods Safety Advisor, who is responsible for monitoring compliance with all requirements governing the carriage of dangerous goods;*
- » *have in place competent employees, which use only packagings approved for and suited to the carriage and comply with the special requirements concerning marking and labelling of the packages and loading and handling of dangerous goods.*

# ROAD TRANSPORT SAFETY MANAGEMENT SYSTEM COMPONENTS

*Safety roles, responsibilities and relationships of all organizational units and all classes of employees who manage road transport operations are defined in document “**Process for Managing Knowledge**”.*

*Safety Policy will be reviewed and revised annually to reflect changing conditions and all relevant for safety information.*

*Safety Policy will be communicated to all persons working for and on behalf of the organization.*

*This document was approved by Accountable Executive of ..(organization name)... in October 2015.*

## **5.3. Process for ensuring compliance with safety rules**

**Safety Rules** means all rules containing road transport safety requirements, established by applicable legal acts, as well as regulatory and technical documentation, the fulfillment of which ensures safety of road transport. This term can cover both national, international or European Union Legislation, as well as the national standards (for instance, ISO 39001:2012 –National Standard of Ukraine (DSTU) “Road Traffic Safety Management (RTS) Requirements and Guidelines for Use”).

Compliance with safety rules is not an option. Road haulier must identify and understand the applicable safety rules and must implement a system of controls to achieve compliance with them.

The helpful list of EU legislation related to road transport is presented in Annexes (**item 8.1**) and the list of international law on road safety is enclosed as annex **8.2**. The annex **8.3** encloses the list of Ukrainian relevant legislation.

SMS should contain *Process for Ensuring Compliance with legal provisions relating to road transport safety* to:

- identify, gather and list relevant Safety Rules;
- reviewing and updating the list of Safety Rules;
- ensuring compliance with these Safety Rules;

# ROAD TRANSPORT SAFETY MANAGEMENT SYSTEM COMPONENTS

- verifying compliance with Safety Rules, reporting the results of such evaluations and making recommendations.

## Status Review Questionnaire for Ensuring Compliance with Safety Rules.

1. Is there the document describing the list of safety rules consistent with type and extent of activity of Road haulier?
2. Is there the appropriate procedure of updating relevant safety rules to reflect changes made to them?
3. Is there the appropriate procedure of monitoring compliance with relevant safety rules?
4. Is there the appropriate procedure of taking actions when infringement of relevant safety rule is identified?

## SAMPLE OF LISTS OF APPLICABLE SAFETY RULES FROM *BEST PRACTICE GUIDELINES FOR SAFE (UN)LOADING OF ROAD FREIGHT VEHICLES OF THE EUROPEAN CHEMICAL INDUSTRY COUNCIL*

The legislation is divided into different parts:

- 1) health and safety,
- 2) process safety,
- 3) environment,
- 4) transport.



### 1.1. Risks

- » Risk Assessment (Art. 6 § 2)
- » Optimise work/workers environment (Art. 6 § 3)
- » Health and safety coordination (Art. 6 § 4)

### 1.2. First aid, fire- fighting, evacuation, serious and imminent danger

# ROAD TRANSPORT SAFETY MANAGEMENT SYSTEM COMPONENTS

- » First aid organisation (Art. 8 § 1 & 2)
- » Information and instructions (Art 8 § 3 & 4)
- » Incidents & accidents
- » Information and reporting system (Art. 9)

## 1.3. Worker information

- » Own workers and/or their representatives (Art. 10 § 1)
- » Employers from outside undertakings (Art. 10 § 2)

## 1.4. Training & specific instructions

- » Own workers (Art. 12 § 1)
- » Workers from outside undertakings (Art. 12 § 2)



## 2.1. Fire Safety

- » Fire safety Directive
- » ATEX Explosive Atmospheres Atex 118a; Dir\_1999\_92

## 2.2. Equipment requirements

- » Safety in Pressure Vessels EN 13445 (97/23/EC)
- » Machine directive 2006/42/EC
- » CE marking 93/68/EC
- » Design of Installations different standards



## 3.1. Emissions to air, soil and water

# ROAD TRANSPORT SAFETY MANAGEMENT SYSTEM COMPONENTS

- » Directive 2010/75/EC (Integrated pollution prevention control - IPPC)
- » Directive 2008/50/EC (Air Pollution)
- » National Air Emission legislation
- » Proposal for a Soil Framework Directive (COM(2006) 231)
- » National Soil pollution legislation
- » Water Framework Directive 2000/60/EC
- » National Water pollution legislation

## 3.2. Waste Control

- » 2008 EU Waste Framework Directive
- » National Legislation on Waste Control

## 3.3. Noise Control

- » Environmental Noise Directive 2002/49/EC
- » National Legislation on Noise Control



## 4.1. General transport legislation

Transport is regulated both on a national and European level. Annex p. 8.1 presents the list of legal acts of the EU law on road transport safety issues. Additionally, a general overview on the regulations for the different modes with EU-directives is available at following website: [http://europa.eu/legislation\\_summaries/transport/index\\_en.htm](http://europa.eu/legislation_summaries/transport/index_en.htm).

## 4.2. Load securing

See ADR 7.5.7.1 related to the stowage

- » European Best Practice Guidelines on Cargo Securing for Road Transport  
[http://ec.europa.eu/transport/road\\_safety/vehicles/doc/cargo\\_securing\\_guidelines\\_en.pdf](http://ec.europa.eu/transport/road_safety/vehicles/doc/cargo_securing_guidelines_en.pdf)

# ROAD TRANSPORT SAFETY MANAGEMENT SYSTEM COMPONENTS

- » The requirements of paragraph 7.5.7.1 of ADR are deemed to be complied with if the cargo is secured in accordance with standard EN 12195-1:2010

## 4.3. For class 2 receptacles:

- » Load securing of class 2 receptacles – IGC Doc 52/06/E  
[http://www.mobilit.fgov.be/data/route/adr/Doc\\_52\\_06\\_E.pdf](http://www.mobilit.fgov.be/data/route/adr/Doc_52_06_E.pdf)

## 4.4. European Agreement concerning the International Carriage of Dangerous Goods by Road. Responsibilities of the parties involved:

- » See ADR 1.4 : Safety obligations of the participants

### Packing and Tank requirements

- » Part 4: Packing and tank provisions – use.
- » Part 6: Requirements for the construction and testing of packagings, intermediate bulk container (IBCs), large packagings, tanks and bulk containers.
- » Provisions concerning the conditions of (...) unloading and handling.
- » See, ADR chapter 7.

Standards - many standards are applicable to (un)loading operations. Below a non-comprehensive list is given:

<b>Standard</b>	<b>Description</b>
<b>EN 12115:2011</b>	Rubber and thermoplastics hoses and hose assemblies for liquid or gaseous chemicals. Specification (British standard).
<b>ISO/DIS 5772</b>	Rubber and plastic hoses and hose assemblies for measured fuel dispensing systems - specification 40.00 ISO/TC 45/SC 1
<b>ISO 5772:1998</b>	Rubber hoses and hose assemblies for measured fuel dispensing - specification
<b>ISO/DIS 2929</b>	Rubber hoses and hose assemblies for bulk fuel

# ROAD TRANSPORT SAFETY MANAGEMENT SYSTEM COMPONENTS

	delivery by truck - specification.
<b>ISO 2929:2002</b>	Rubber hoses and hose assemblies for bulk fuel delivery by truck - specification.
<b>EN 1761:1999</b>	Rubber hoses and hose assemblies for fuel truck delivery. Specification.
<b>EN 1762:2003</b>	Rubber hoses and hose assemblies for liquefied petroleum gas, LPG (liquid or gaseous phase), and natural gas up to 25 bar (2,5 MPa).
<b>Din 2825-1</b>	Rubber hose assemblies for steam and hot water - general requirements.
<b>Din 2827</b>	Hose assemblies of stainless steel for chemical products.
<b>ISO 7751:1991 (reviewed 2009)</b>	Rubber and plastics hoses and hose assemblies - ratios of proof and burst pressure to maximum working pressure.
<b>BS EN 682:2002</b>	Elastomeric seals. Materials requirements for seals used in pipes and fittings carrying gas and hydrocarbon fluids.

Below sample list of applicable Safety Rules presents the example of useful safety rules for road haulier who is dealing with activities within carriage of dangerous goods (UN 0335) by road, such as: packing, loading and carriage.

## **Sample of lists of applicable Safety Rules for packing, loading and carriage of dangerous good: UN 0335, FIREWORKS <sup>11</sup>**

### **UN 0335, FIREWORKS - PYROTECHNIC ARTICLES DESIGNED FOR ENTERTAINMENT**

---

<sup>11</sup> For more detailed sample of applicable safety rules see Annex 8.9.

# ROAD TRANSPORT SAFETY MANAGEMENT SYSTEM COMPONENTS

## 1.3G - DEFINITION OF DIVISIONS AND COMPATIBILITY GROUP

See, 2.2.1.1.6 of ADR

## EXEMPTIONS OF ADR

See Column 7A, 7B and 20 of Table A in 3.2 of ADR;

NO EXEMPTIONS related to dangerous goods packed in limited or excepted quantities.

Exemptions related to quantities carried per transport unit – 1 transport category - maximum total quantity per transport unit – 20 KG – for details see 1.1.3.6 of ADR

## SAFETY OBLIGATIONS OF THE PARTICIPANTS

See chapter 1.4 of ADR, in particular safety obligations of CONSIGNOR (1.4.2.1), PACKER (1.4.3.2), LOADER (1.4.3.1) and CARRIER (1.4.2.2)

## PACKING

See packing instruction P135 in 4.1.4.1 of ADR

Requirements for the construction, codes for designating types and testing of packagings – see chapter 6.1 of ADR

## SPECIAL PROVISIONS FOR MIXED PACKING

See provision MP23, MP24 of 4.1.10 of ADR

## PROVISIONS CONCERNING CARRIAGE IN PACKAGES

See, chapter 7.2 of ADR, in particular special provision: V2 and V3

## CONSIGNMENT PROCEDURES

MARKING AND LABELING OF PACKAGES – see chapter 5.2 of ADR (additional provisions for goods of Class 1 – see, provision 5.2.1.5 of ADR)

PLACARDING AND MARKING of VEHICLES – see chapter 5.3 (Placarding of vehicles carrying packages only - see provision 5.3.1.5.1 of ADR).

Specifications for placards – see, provision 5.3.1.7.1 of ADR.



# ROAD TRANSPORT SAFETY MANAGEMENT SYSTEM COMPONENTS

## DOCUMENTATION

- see, 5.4.1 of ADR for transport document, including special provisions for class 1: 5.4.1.1.1(c) and 5.4.1.2.1 of ADR;
- see, 5.4.3 of ADR for instructions in writing;
- see, 8.2.1 for driver's training certificate;
- see, 8.1.2.1 for means of identification, which include a photograph, for each member of the vehicle crew.

## LOADING, UNLOADING AND HANDLING OF PACKAGES

See, chapter 7.5 of ADR, in particular provisions dedicated for class 1 dangerous goods:

- 7.5.2 (mixed loading prohibition);
- 7.5.5.2 (limitations with respect to explosive substances and articles);
- CV1, CV2 and CV3 in 7.5.11 (additional provisions applicable to certain classes or specific goods).

## ADDITIONAL SAFETY RULES RELATING TO UN 0335

See requirements laid down in special provision S1 in chapter 8.5 of ADR, in particular:

- prohibition of smoking, fire and naked flame;
- places of loading and unloading;
- convoys;
- supervision of vehicles;
- locking of vehicles.

## TUNNEL RESTRICTION CODE

(C5000D)

### **5.4. Process for managing road transport accidents**

Process for Managing Road Transport Accidents is a very important tool for dealing with the accidents that may occur during the transport activities and also for identifying opportunities for safety preventive measures, in the result of accident investigation.

# ROAD TRANSPORT SAFETY MANAGEMENT SYSTEM COMPONENTS

While the ultimate objective of implementing road traffic safety management system is reducing the risk of road traffic accidents, it is also very important to set procedures to minimize their effects. It has to be underlined, that in the case of some transport operations, providing the writing instructions as an aid during an accident emergency situation, is a legal requirement. An example of this could be provision of 5.4.3 of ADR Agreement concerning the international carriage of dangerous goods by road, which provides actions in the event of an accident or emergency. According to this provision, in the event of an accident or emergency, the members of the vehicle crew shall take the following actions where safe and practicable to do:

- » *apply the braking system, stop the engine and isolate the battery by activating the master switch where available;*
- » *avoid sources of ignition, in particular, do not smoke or switch on any electrical equipment;*
- » *inform the appropriate emergency services, giving as much information about the incident or accident and substances involved as possible;*
- » *put on the warning vest and place the self-standing warning signs as appropriate;*
- » *keep the transport documents readily available for responders on arrival;*
- » *do not walk into or touch spilled substances and avoid inhalation of fumes, smoke, dusts and vapours by staying up wind;*
- » *where appropriate and safe to do so, use the fire extinguishers to put out small/initial fires in tyres, brakes and engine compartments;*
- » *fires in load compartments shall not be tackled by members of the vehicle crew;*
- » *where appropriate and safe to do so, use on-board equipment to prevent leakages into the aquatic environment or the sewage system and to contain spillages;*
- » *move away from the vicinity of the accident or emergency, advise other persons to move away and follow the advice of the emergency services;*
- » *remove any contaminated clothing and used contaminated protective equipment and dispose of it safely.*

# ROAD TRANSPORT SAFETY MANAGEMENT SYSTEM COMPONENTS

It is also important to notice, that reporting of certain accidents (deaths, serious injuries) to the relevant enforcing authorities is a legal requirement in each of the European Union countries. However, incidents which do not result in deaths or serious injuries (so-called ‘near-misses’) are more frequent and it is very important to establish the procedure for internal reporting also near-hits or other infringements, which could jeopardize road safety. For that reason, it is very essential to introduce for relevant employees duty for reporting, not only accidents (crashes), but also near-hits or other dangerous occurrences, including those that do not result in any injury. The road haulier shall communicate to its employees the procedure for reporting road transport accidents and incidents. Model form for such report (e.g. site protocol) shall be appropriate to the scope of activities of the road transport company. Usually it will contain:

- » date and location of occurrence;
- » particular weather conditions;
- » description of occurrence (eg. leaving the road, collision, technical fault);
- » cause of occurrence (if clearly known);
- » consequences of occurrence (eg. details of involved and/or injured person).

Summarizing, safety management system should contain, available for all employees, procedure to ensure that accidents and incidents (near misses and other dangerous occurrences) are:

- » internally reported to the road hauliers’ s management,
- » externally reported, as required by relevant legislation, to national enforcing authorities.

Apart from accidents and incidents reporting procedure, road transport operator must include, in its safety management system, a procedure for investigation of causes and circumstances of a road transport accident. Accident investigation provides the Road haulier with a review of the performance of risk assessment process and other related processes of the safety management system. Therefore, not only the immediate causes, but also underlying causes are to be systematically investigated and documented. It is very important

# ROAD TRANSPORT SAFETY MANAGEMENT SYSTEM COMPONENTS

to establish accountability during its investigation and ensure that the staff appointed for investigation is competent and duly trained for the scope of investigation to be carried out.

Relevant information relating to the accident investigation and their causes shall be used to learn and, where required, adopt preventive measures. Progress in implementing preventive measures will need to be monitored, and will not be deemed to have been completed until their effectiveness has been demonstrated.

## **Status review questionnaire for ensuring compliance with respect to process for Managing Road Transport Accidents**

1. Is there the document describing the appropriate procedure of reporting a road transport accident and incident to the management? Is there an evidence that company is complying with above procedure?
2. Is there the document describing the appropriate procedure of investigation and documenting a road transport accident? Is there an evidence that company is complying with above procedure?
3. Is there the document describing the appropriate procedure of using information relating to the investigation and causes of accident and reports of incidents for implement preventive actions? Is there an evidence that company is complying with above procedure?

### **5.5. Risk management process**

#### **5.5.1. Definition of “risk” and “risk management process”**

The term “risk” is multi-discipline word and its definition depends on scope of activity performed. The risk is generally seen as a composition of a hazard, which could occur at a given frequency and cause a given severity of the consequences of the occurrence.<sup>12</sup> According to the Oxford Dictionary, a noun “risk” is “a situation involving exposure to danger.”<sup>13</sup> According to ISO 31000 (2009) a risk is „an effect of uncertainty on objectives”,

<sup>12</sup> European Railway Agency - Safety Unit, *Workshop on Risk Evaluation and Assessment in the context of Inland Transport of Dangerous Goods, Background discussion document*, 8-9 October 2013, p. 1.

<sup>13</sup> See, <http://www.oxforddictionaries.com/definition/english/risk>, visited on 27.06.2016.

# ROAD TRANSPORT SAFETY MANAGEMENT SYSTEM COMPONENTS

where “uncertainties include events, which may or may not happen, and uncertainties caused by ambiguity or a lack of information.”<sup>14</sup> This definition of risk contains both negative and positive impacts on objectives. Some definitions of risk are more complex, such as: “risk a characteristic of a situation or action, where in two or more outcomes are possible, the particular outcome that will occur is unknown, and at least one of the possibilities is undesired.”<sup>15</sup>

In the scope of road safety the concept of risk is described as a tool to quantify the level of road safety relative to the amount of exposure, as opposed to the absolute level of safety as measured by the absolute number of accidents or casualties. The literature differentiates between various kinds of risk such as personal risk, societal risk, individual risk, group risk, etc.<sup>16</sup>

**Risk management process** includes risk assessment and a mitigation strategy for those risks. Risk assessment includes both the identification of potential risk and the evaluation of the potential impact of the risk. Risk management is a systematic application of management policies, procedures and practices to the tasks of analysing, evaluating and controlling risks.

**A risk mitigation plan** is designed to eliminate or minimize the impact of the risk events - occurrences that have a negative impact. Identifying risk is both a creative and a disciplined process.

## 5.5.2. Description of the risk assessment process<sup>17</sup>

### 5.5.2.1. The purpose of risk assessment process and examples of methods

The task of risk management is to ensure that an organization makes cost-effective use of risk management process that includes a series of well-defined steps. The aim is to

---

<sup>14</sup> ISO Guide 73:2002.

<sup>15</sup> European Agency for Safety and Health at Work, *Managing risks to drivers in road transport, Luxembourg 2011*.

<sup>16</sup> A.S. Hakker, L. Braimaister, *The uses of exposure and risk in road safety studies*, SWOV Institute for Road Safety Research, The Netherlands, Leidschendam 2001, p. 8.

<sup>17</sup> Order of the Ministry of Infrastructure Provision on Road Traffic Safety Management System art 16

# ROAD TRANSPORT SAFETY MANAGEMENT SYSTEM COMPONENTS

improve internal control and support better decision-making through a good understanding of individual risks and the whole risk exposure that exists at a certain period.

The risk assessments in the field of the road transport need to integrate some of the following different aspects:

- traffic level and composition of the traffic,
- possible accident scenarios,
- potential causes and consequences,
- frequency of accident scenarios,
- probability/frequency of dangerous goods substance involvement,
- hazards related to the substance involvement and to the volume transported,
- possible impacts to humans, transport infrastructure and natural environment.

The risk assessment process is the overall iterative process that comprises:

- 1) the system definition;
- 2) the risk analysis including the hazard identification;
- 3) the risk evaluation.

**The system of definition** shall address at least the following issues:

- 1) system objective (intended purpose);
- 2) system functions and elements, where relevant (including human, technical and operational elements);
- 3) system boundary including other interacting systems;
- 4) physical (interacting systems) and functional (functional input and output) interfaces;
- 5) system environment;
- 6) existing safety measures and, after the necessary relevant iterations, definition of the safety requirements identified by the risk assessment process;
- 7) assumptions that determine the limits for the risk assessment.

Additionally, the risk assessment shall:

# ROAD TRANSPORT SAFETY MANAGEMENT SYSTEM COMPONENTS

- » describe the circumstances that activated the requirement to conduct the risk assessment;
- » identify and describe the risks associated with those circumstances;
- » identify the factors taken into account in the risk assessment, including the persons who may be affected and whether property or the environment is affected;
- » indicate, for each risk, the likelihood that the risk will occur and the severity of its consequences;
- » identify the risks that require remedial action;
- » identify the remedial action for each of those risks.

When identifying the risks that require remedial action and the remedial action to be implemented, a road haulier must consult with the employees who are affected by any of those risks or a representative selected by the employees.

The road haulier must also communicate the risks identified as requiring remedial action, and the remedial action to be implemented, to the employees who are affected by any of the circumstances referred.

Additionally, a road haulier must include, in its safety management system,

1) a procedure for identifying the risks that require remedial action, taking into account, for each risk, the likelihood that the risk will occur and the severity of its consequences;

2) a plan for the consultation referred; and

3) a method for evaluating the level of risk, taking into account the likelihood that a risk will occur and the severity of its consequences.

The most commonly known methodologies of risk assessment system are M\_o\_R and ERM.

**1) Management of Risk (M\_o\_R)** – “a route map for risk management, bringing together principles, an approach, a set of interrelated processes, and pointers to more detailed

# ROAD TRANSPORT SAFETY MANAGEMENT SYSTEM COMPONENTS

sources of advice on risk management techniques and specialisms.”<sup>18</sup> Principles are essential for the development and maintenance of good risk management practice. They are informed by corporate governance principles and the international standard for risk management, ISO 31000:2009. MoR is based on four core concepts: principles, approach, process and embedding and reviewing. Principles need to be adapted and adopted to suit each individual organization. MoR process is divided into four main steps: identify, assess, plan and implement. The above diagram presents the risk management process in division into basic steps, according to M\_o\_R methodology.



**2) Enterprise Risk Management (ERM)** - and the requirements of ISO Standard 31000 in business include the methods and processes used by organizations to manage risks and seize opportunities related to the achievement of their objectives. ERM provides a framework for risk management, which typically involves identifying particular events or circumstances relevant to the organization's objectives (risks and opportunities), assessing them in terms of likelihood and magnitude of impact, determining a response strategy, and monitoring progress. By identifying and proactively addressing risks

<sup>18</sup> *Management of Risk. Foundation and Practitioner*, Maven Training, 2011, p. 3, <https://www.bestpractice.cz/Files/Documents/574-mor-quick-guide.pdf>



# ROAD TRANSPORT SAFETY MANAGEMENT SYSTEM COMPONENTS

and opportunities, road transport undertakings are able to business enterprises protect and create value for their stakeholders, including owners, employees, especially drivers and road transport managers, customers, regulators, and society overall.

ERM can also be described as a risk-based approach to managing an enterprise, integrating concepts of internal control, the Sarbanes–Oxley Act, as well as and strategic planning. ERM is evolving to address the needs of various stakeholders, who want to understand the broad spectrum of risks facing complex organizations to ensure they are appropriately managed.

## 5.5.2.2. Risk management areas

The potential risk management areas cover:

**1) Business continuity management (BCM)** – is a holistic management process that identifies potential threats to an organization and the impacts to the business operations that those threats, if realized, might cause, and which provides a framework for building organizational resilience with the capability for an effective response that safeguards the interests of its key stakeholders, reputation, brand and value-creating activities.<sup>19</sup>

In other words, BCM is an organization-wide discipline and a complete set of processes that provides identification of potential impacts which threaten an organization. It provides a “know-how” for an effective response that safeguards the interests of its major interested parties and reputation.

**2) Incident and crisis management** – an incident is an event that has the capacity to lead to loss of, or a disruption to, an organization’s operations, services or functions, which, if not managed; it can escalate into an emergency, crisis or disaster. For instance, a crisis is an occurrence and/or perception than threatens the operations, staff, shareholder value, stakeholders, brand, reputation, trust, strategic or business goals of organizations.<sup>20</sup>

**3) Health and safety management** – is a process on preventing people from being harmed by work or becoming ill, by taking the right precautions and providing a satisfactory

---

<sup>19</sup> Business Continuity Institute, *Good Practice Guidelines*, 2010.

<sup>20</sup> R. Murray-Webster, *Management of Risk: guidance for practitioners*, Stationery Office, London 2010, p. 127.

# ROAD TRANSPORT SAFETY MANAGEMENT SYSTEM COMPONENTS

working environment.<sup>21</sup> Health and safety legislation and working conditions of drivers have got important meaning in the field of safety management system in road transport undertakings. In order to avoid accidents from happening and occupational diseases to occur, EU wide minimum requirements for health and safety protection at the workplace have been adopted.<sup>22</sup>

**4) Security risk management** – is the specific culture, processes and structures that are directed towards maximising the benefits of security in support of business objectives; assets, such as: personnel, information and organization’s physical, are essential for the day-to-day operation of an organization, and for that reason need to be protected against harm.<sup>23</sup>

**5) Financial risk management** – is the practice by which an organization improves the manner in which it takes financial risk. The financial approach of risk management covers the monitoring of financial risk-taking activities, upholding relevant financial and operational policies and procedures through appropriate controls, and the production and distribution of financial risk-related reports.<sup>24</sup>

**6) Environmental risk management** - is a process leading to problems that are caused by pollutants in the environment, and it is evaluate predicting whether there may be a risk of dangerous effects on the environment caused by a chemical substance. It is the analysis of risks resulting from technology that threaten ecosystems, animals and people. It includes human health risk assessments, ecological or eco-toxicological risk assessments, and specific industrial applications of risk assessment that examine end-points in people, biota or ecosystems.<sup>25</sup>

An environmental risk appears only if there is an exposition to a hazard, and one, or more than one, outcomes associated to the exposition.

---

<sup>21</sup> British Standards Institution BS OHSAS 18001:2007, p. 1.

<sup>22</sup> The Council Directive 89/391/EEC of 12 June 1989 on the introduction of measures to encourage improvements in the safety and health of workers at work (OJ L 183, 29/06/1989 p. 0001–0008), called as “framework Directive 89/391/EEC” is essential, as it aims at ensuring a higher degree of protection of workers through the implementation of preventive measures to guard against accidents at work and occupational diseases, and through the information, consultation, balanced participation and training of workers and their representatives. This framework directive applies as well as to the road transport sector, both public and private.

<sup>23</sup> See also, *ISO Standard 27001 - Information security management*.

<sup>24</sup> R. Murray-Webster, *Management of Risk (...), op. cit.*, p. 128.

<sup>25</sup> EEA, 1998.

# ROAD TRANSPORT SAFETY MANAGEMENT SYSTEM COMPONENTS

Indeed, ERA depends, at least, on four sub-systems:

- ecological risk assessment;
- health risk assessment;
- industrial risk assessment leading to facilities at strategic and planning level;
- industrial risk assessment leading to supply chain and system utilities, such as transportation, at strategic, planning, operational or real time level.

**7) Reputational risk management** – reputation is one of the most important assets of most organizations and, accordingly, reputational risk is one of the main concerns for risk managers. Given the reputation is ultimately concerned with how an organization is perceived by its stakeholders, good communication is an essential element of building and the protecting an organization's reputation. A condition of "good repute" is one of the key requirements for the access to the road transport market in European Union. According to regulation (EC) No 1071/2009 of the European Parliament and of the Council of 21 October 2009 establishing common rules concerning the conditions to be complied with to pursue the occupation of road transport operator and repealing Council Directive 96/26/EC<sup>26</sup>, the good repute of transport managers is conditional on their not having been convicted of a serious criminal offence or not having incurred a penalty, for a serious infringement, in particular, of EU rules relating to road transport.

**8) Contract risk management** – is the process of systematically and efficiently managing contract creation, execution and analysis for maximising operational and financial performance and minimising risk.<sup>27</sup>

## 5.5.2.3. Formal techniques of risk management

### FORMAL TECHNIQUES

With regard to the formal techniques, performed in the scope of risk management process by the road transport undertakers, the most frequently used methods are:

- » hazard and operability studies (HAZOP);

<sup>26</sup> O.J. L 300, 04.11.2009, p. 51.

<sup>27</sup> Aberdeen Group Buying Goods and Services, *A professional guide to contracting including model conditions*, A. D. Allwright and R. W. Oliver. Revised by E S Singleton & K R Burnett, 1997.

# ROAD TRANSPORT SAFETY MANAGEMENT SYSTEM COMPONENTS

- » quantitative risk assessment (QRA);
- » probabilistic risk assessment (PRA).

**HAZOP**, which is the acronym for HAZard OPerability studies, is a technique that must be performed by a group of experts, who know in detail the system that they intent to analyze. This is a very expensive process, both in terms of hours worked and number of skills involved. This technique requires a deep knowledge of the plant because the experts have to examine any possible failure or rupture, using a variety of keywords that drive this analysis.<sup>28</sup>

**QRA** is the acronym for Quantitative Risk Assessment and it is a strictly mathematical technique that numerically determines the absolute frequency of "accidents". These methodologies give quantitative estimates of risks, given the parameters defining them. They are used mostly in the financial sector, the chemical process industry, as well as in road transport sector. For instance, the following techniques of risk assessment are classified as Quantitative Risk Assessment: fault tree analysis (FTA), probit statistical analysis, in-process energy modeling, event probabilities, risk or cost trade-off.<sup>29</sup>

**PRA** stands for Probabilistic Risk Assessment and is a technique obtained by linking the probability of individual events, such as failures or distraction of certain element of the system and poorly functioning whole safety system. The probabilistic risk assessment (or analysis/ probabilistic assessment of safety) is indeed a complex and systematic methodology for assessing the risk associated with complex technological devices (such as aircraft or power plants)<sup>30</sup>. The PRA is a well-established technology, based on estimation of criteria used to determine the frequencies and probabilities of different events modelled. The cause of an event is an accident. In a PRA model, the parameters are estimated, on the bases of data used to evaluate each of the parameters, and the doubts in estimation can be

---

<sup>28</sup> A. M. Tomasoni, *Models and methods of risk assessment and control in dangerous goods transportation (DGT) systems, using innovative information and communication technologies*, Ecole Nationale Sup'erieure des Mines de Paris; Universit`a degli studi di ` Genova - Italie, 2010, NNT : 2010ENMP1703 , pastel-00006223, p. 30.

<sup>29</sup> *Ibidem*, p. 32.

<sup>30</sup> H. Kumamoto, E. J. Henley, *Probabilistic Risk Assessment and Management for Engineers and Scientists*. SECOND EDITION. IEEE PRESS, New York, 1996.

# ROAD TRANSPORT SAFETY MANAGEMENT SYSTEM COMPONENTS

quantified using methods and sources of information, that describe the response of systems and operators to accident initiating events. In this context, performance and reliability are enhanced by monitoring equipment performance and evaluation of equipment trends.<sup>31</sup>

**Risk identification – the achievement of objectives within the context and then describing them, is a common understanding.**

**Identify the major elements in managing project risk.**

First of all, it must be underlined, that in road transport the situation without any risk is impossible; there is no absolute safety and it is not possible to eliminate all risks.

In view of the indication, technics on risk assessment and risk evaluation are so helpful and necessary in risk management process and finally in road safety management system. Risk assessment methodology is generally used as an input to decisions related to the monitoring and management of risks. In principle, the methods used for assessing the risks relating to the road transport are the same as those for assessing other type of risks.

According to the risk area (safety, finance, environment, legal, etc.) the risk analysis methods use different parameters allowing the characterization of the risk, qualitatively, quantitatively or in comparison with the existing standards, rules or systems. Risk management methodologies in different domains need to take account of critical measures of this domain.<sup>32</sup> For that reason, it is very essential to indicate the criteria and factors for the risk in road transport activity. For instance, according to ISO 39001:2012, the road transport operator should consider the relevance of the **10 intermediate safety performance factors**:

- 1) road design and safe speed, especially, separation, roadsides, and intersections;
- 2) use of appropriate roads, depending on vehicle type, user, type of cargo and equipment;
- 3) use of safe driving speed, considering vehicle type, traffic and weather conditions;
- 4) use of personal safety equipment, for instance: restraints, helmets, lights;

<sup>31</sup> Atwood et al., 2003.

<sup>32</sup> A. Waring, A. Ian Glendon, *Managing Risk*, London 1998, p. 166.

# ROAD TRANSPORT SAFETY MANAGEMENT SYSTEM COMPONENTS

- 5) driver fitness - fatigue, distraction, alcohol and drugs;
- 6) safe journey planning – need, amount, mode of travel, choice of route;
- 7) safe vehicles – vulnerable or occupant protection, crash avoidance or mitigation, roadworthiness, load security;
- 8) appropriate authorization for class of vehicle;
- 9) removal of unfit vehicles and drivers;
- 10) post-crash preparedness, recovery and rehabilitation.

Risk assessment can be also based on identification of risk factors regarding the chosen human area of the risk management, for instance, regarding the drivers in road transport undertaking.

## Examples of safety factors of risk of drivers in road transport

- Road risk while driving
- Appropriateness of vehicle and maintenance
- Driver competence, training and medical fitness
- Journey planning
- Workplace design (cab)
- Lighting, noise
- Manual handling while loading, unloading
- Exposure to cold in refrigerated lorries
- High workload or pressure of time
- Low organising scope
- Shift-working or exchanging working schedules
- Lone working away from a fixed base (includes obstacles to communication)
- Welfare facilities (rest, eating, washing facilities)
- Aging workforce, adaptation of conditions to women workers, cross-border working
- Stress from hazards listed above
- Cooperation with others (clients, sub-contractors)

A more disciplined process involves using checklists of potential risks and evaluating the likelihood that those events might happen. Some companies and industries **develop risk**

# ROAD TRANSPORT SAFETY MANAGEMENT SYSTEM COMPONENTS

**checklists based on experience from past.**<sup>33</sup> These checklists can be helpful to the project manager and project team in identifying both specific risks on the checklist and expanding the thinking of the team. The past experience of the project team, project experience within the company, and experts in the industry can be valuable resources for identifying potential risk.

Risk analysis is best done in a group with each member of the group having a good understanding of the tasks and objectives of the area being analysed.

The creative process includes brainstorming sessions where the team is asked to create a list of everything that could go wrong. All ideas are welcome at this stage with the evaluation of the ideas coming later.

1) **Identify the Risks:** as a group, list the things that might inhibit your ability to meet your objectives.

You can even look at the things that would actually enhance your ability to meet those objectives eg. a fund-raising commercial opportunity. These are the risks that you face eg. loss of a key; delayed provision of important information by another work unit/individual etc.

2) **Identify the Causes:** try to identify what might cause these things to occur eg. the key team member might be disillusioned with his/her position, might be head hunted to go elsewhere; the person upon whom you are relying for information might be very busy, going on leave or notoriously slow in supplying such data; the supervisor required to approve the commercial undertaking might be risk averse and need extra convincing before taking the risk etc etc.

3) **Identify the Controls:** identify all the things (Controls) that you have in place that are aimed at reducing the Likelihood of your risks from happening in the first place and, if they do happen, what you have in place to reduce their impact (Consequence) eg. providing a friendly work environment for your team; multi-skill across the team to reduce the reliance

---

<sup>33</sup> See, annex 8.4.

# ROAD TRANSPORT SAFETY MANAGEMENT SYSTEM COMPONENTS

on one person; stress the need for the required information to be supplied in a timely manner; send a reminder before the deadline; provide additional information to the supervisor before he/she asks for it etc.

**Identifying the sources of risk by category is another method for exploring potential risk.** Some examples of categories for potential risks include the following:

- 1) technical;
- 2) cost;
- 3) schedule;
- 4) client;
- 5) contractual;
- 6) weather;
- 7) financial;
- 8) political;
- 9) environmental;
- 10) people (the people category can be subdivided into risks associated with the people; examples of people risks include the risk of not finding the skills needed to execute or the sudden unavailability of key people).

Identifying hazards and those at risk – look for those things at work that have the potential to cause harm, and identify workers who may be exposed to the hazards.

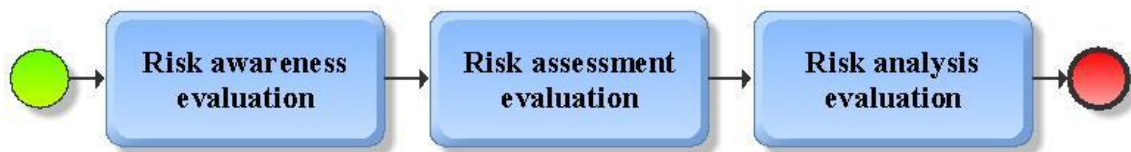
Remember - specific to transport is the risk assessment of three key elements: **the road user, the journey and the vehicle.**

### **5.5.3. Evaluating and prioritising risks**

The risk evaluation is the process of comparing an estimate of the considered risk with risk acceptance criteria.



# ROAD TRANSPORT SAFETY MANAGEMENT SYSTEM COMPONENTS



1) **The first step - risk awareness evaluation** - must be performed in all cases. There is no requirement to document or file the results, if the resulting risks are determined to be insignificant. However, it must be underlined that some actions may affect others and the road transport company should ensure that all other affected stakeholders are consulted prior to initiation or implementation.

Within this stage it is very important to collect information on the considered risk and to try to develop an evaluation which can be used to test different options for controlling the risks and to provide inputs to a decision making process.

In general the following categories of options are examined for controlling the risks:

- » to accept the risk as it is,
- » to prevent/avoid the hazards,
- » to reduce the frequencies,
- » to report the risk in another location,
- » to transfer the risk to someone else,
- » to mitigate the consequences.

2) **The second step - risk assessment evaluation** - formal and written; must be performed whenever a proposed project or change to a policy, procedure or work practice has the potential for a significant positive or negative impact on safety performance. A risk assessment evaluation must be performed, whenever a safety concern is identified through analysis of safety data or other means, or a project or new or revised policy, procedure or work practice is being considered, that could potentially affect the safety of employees of road transport undertaker and its operation, the public, or the environment. This component of risk management must be performed as soon as practicable after identification of the safety concern and prior to initiation of the project and implementation of the change.

# ROAD TRANSPORT SAFETY MANAGEMENT SYSTEM COMPONENTS

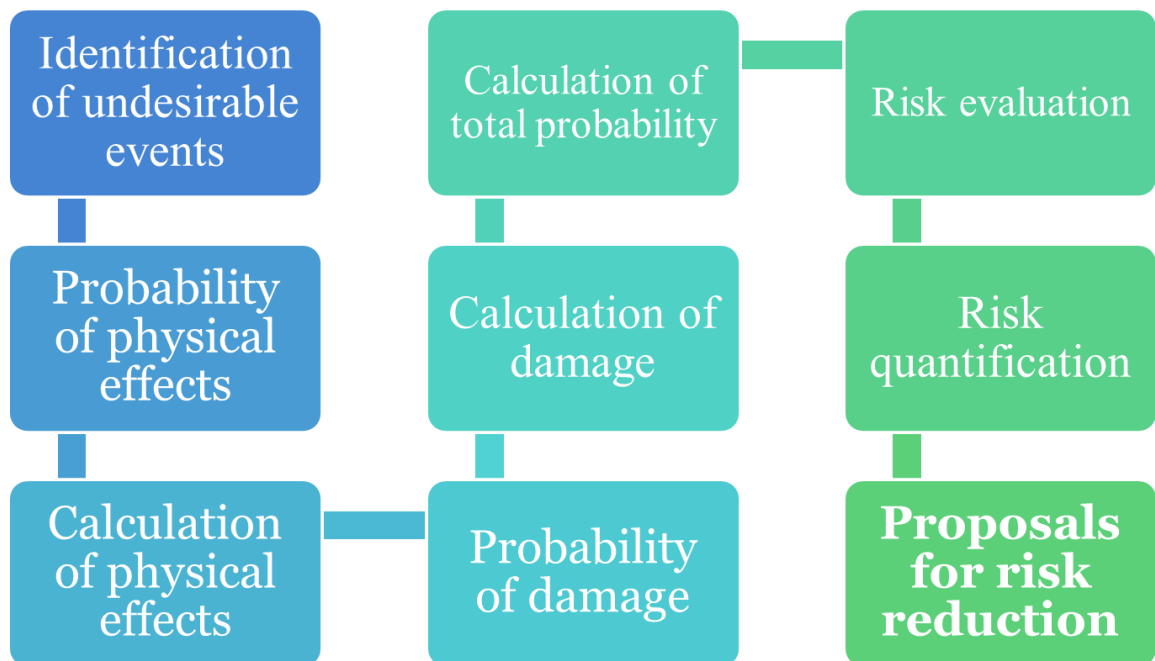
**3) The third step - risk analysis evaluation** must be performed if the potential risks are more complex or critical than the second step risk assessment evaluation is designed to accommodate. A third step risk analysis evaluation is likely to be required especially for major or very complex corporate projects and initiatives, and will likely involve the professional services of risk specialists or outside consultants and the use of sophisticated analytical risk models and tools.

When any step of risk evaluation indicates that a project, current work practice or new or revised policy, procedure or work practice, may result in unacceptable risks or may degrade our existing safety performance, mitigating actions to eliminate or reduce those risks to an acceptable level must be identified and implemented.

The next general phase of risk management, the assessment of risk, is used to evaluate the risks of new or revised company procedures, policies, practices or projects, which have the potential of affecting safety. It is a formal risk assessment protocol, which may use a frequency and severity matrix (similar to the examples given in the Annexes to this guide, see **8.6**) or other specific and formal risk assessment tools for which protocols for their use are available. Both quantitative (statistical) and qualitative techniques may be used.

The general approach of the quantitative risk analysis is presented in the below diagram.

# ROAD TRANSPORT SAFETY MANAGEMENT SYSTEM COMPONENTS



The assessment of the risks is composed of both the risk analysis and its evaluation, supplemented with an examination of potential risk control measures – which can be also called options in the framework of impact assessments. The assessments deliver then input information to decision makers, who can decide, if the risks are sufficiently controlled or if additional risk control measures need to be taken.

**Assessed** – estimating the probability, impact and proximity, understanding the level of risk. **Describe the processes for evaluating risk.**

The decision can also take into account a comparison of the level of risk control or risk acceptance, applied to other systems with the level of risk concerned by the decision.

After the potential risks have been identified, then evaluates the risk based on the probability that the risk event will occur and the potential loss associated with the event.

**Not all risks are equal.**

Some risk events are more likely to happen than others, and the cost of a risk event can vary greatly. Evaluating the risk for probability of occurrence and the severity or the potential loss is the next step in the risk management process.

# ROAD TRANSPORT SAFETY MANAGEMENT SYSTEM COMPONENTS

**Establish your Likelihood and Consequence Descriptors**, remembering that these depend upon the context of your analysis ie. If your analysis relates to your work unit, any financial loss or loss of a key staff member, for example,

**Establish your Risk Rating Descriptors:** ie. what is meant by a Low, Moderate, High or Extreme Risk needs to be decided upon ahead of time. Because these are more generic in terminology though, you might find that the Company's Strategic Risk Rating Descriptors are applicable.

Having criteria to determine high impact risks can help narrow the focus on a few critical risks that require mitigation.

For example, suppose high-impact risks are those that could increase the project costs by 5% of the conceptual budget or 2% of the detailed budget. Only a few potential risk events met these criteria. These are the critical few potential risk events that the project management team should focus on when developing a project risk mitigation or management plan.

**Risk evaluation is about developing an understanding of which potential risks have the greatest possibility of occurring and can have the greatest negative impact on the company.** These become the critical few.

Evaluating and prioritising risks – estimating the existing risks (the severity and probability of possible harm) and prioritising them in order of importance.

**For transport this may include identifying fatigue for long distance or high mileage/km/drivers.**

## **5.5.4. Planning the appropriate responses to risks, assigning owners, implementing, monitoring and controlling those responses**

Any risk that is rated as High or Extreme should have additional controls applied to it in order to reduce it to an acceptable level. What the appropriate additional controls might be, whether they can be afforded, what priority might be placed on them, is something for

# ROAD TRANSPORT SAFETY MANAGEMENT SYSTEM COMPONENTS

the group to determine in consultation with the head of the work unit who, ideally, should be a member of the group doing the analysis in the first place.

If there are still some risks that are rated as High or Extreme, make a decision - a decision has to be made as to whether the activity will go ahead. There will be occasions when the risks are higher than preferred, but there may be nothing more that can be done to mitigate that risk.

**Monitoring the circumstances and regular review is an essential element for a successful risk management program.**

## 5.5.5. Risk mitigation

After the risk has been identified and evaluated, road haulier develops a risk mitigation plan, which is a plan to reduce the impact of an unexpected event.

You can mitigate risks in the following ways:

- 1) risk avoidance;
- 2) risk sharing;
- 3) risk reduction;
- 4) risk transfer.

Each of these mitigation techniques can be an effective tool in reducing individual risks and the risk profile.

The risk mitigation plan captures the risk mitigation approach for each identified risk event and the actions will take to reduce or eliminate the risk.

Risk avoidance usually involves developing an alternative strategy that has a higher probability of success but usually at a higher cost associated with accomplishing a task. **A common risk avoidance technique is to use proven and existing technologies rather than adopt new techniques, even though the new techniques may show promise of better performance or lower costs.**

Risk sharing involves partnering with others to share responsibility for the risk activities. Many organizations that work on international projects will reduce political, legal,

# ROAD TRANSPORT SAFETY MANAGEMENT SYSTEM COMPONENTS

labor, and others risk types associated with international projects by developing a joint venture with a company located in that country. **Partnering with another company to share the risk associated with a portion of the project is advantageous when the other company has expertise and experience the project team does not have.** If the risk event does occur, then the partnering company absorbs some or all of the negative impact of the event.

Risk reduction is an investment of funds to reduce the risk on a project. On international projects, companies will often purchase the guarantee of a currency rate to reduce the risk associated with fluctuations in the currency exchange rate. **A road haulier may hire an expert to review the technical plans or the cost estimate on a project to increase the confidence in that plan and reduce risk. Assigning highly skilled project personnel to manage the high-risk activities is another risk reduction method.** Experts managing a high-risk activity can often predict problems and find solutions that prevent the activities from having a negative impact. **Some companies reduce risk by forbidding key executives or technology experts to ride on the same airplane.**

Risk transfer is a risk reduction method that shifts the risk from the company to another party. The purchase of insurance on certain items is a risk transfer method. **The risk is transferred from the project to the insurance company.** The purchase of insurance is usually in areas outside the control of the project team. Weather, political unrest, and labor strikes are examples of events that can significantly impact the project and that are outside the control of the project team.

Deciding on preventive action – identifying the appropriate measures to eliminate or control the risks.

**For transport this may include undertaking a journey planning exercise resulting in planning rest stops.**

**For transport this may include implementing a different driving and resting regime.**

# ROAD TRANSPORT SAFETY MANAGEMENT SYSTEM COMPONENTS

Monitoring and reviewing - the assessment should be reviewed at regular intervals to ensure that it remains up to date.

**For transport this may include looking at the outcome of the changed journey times and impact and add still additional changes.**

There are two basic elements of monitoring process within RTSMS:

1) **active monitoring** - monitoring before the accident or other negative events; it is based on regular inspection and checking to ensure that the safety standards are being implemented and management controls are working properly; performing such model of the monitoring activity the road transport operator is able to know if his organization is achieving the objectives and standards set and if they are effective;

2) **reactive monitoring** - monitoring activities are performed after the accident or other negative event for road safety; it involves learning from mistakes and incidents, whether they have resulted in injuries and property damage or near misses.<sup>34</sup>

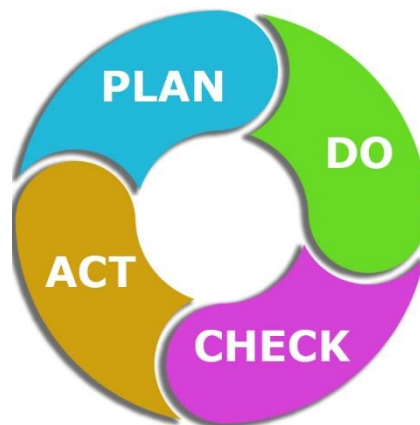
## 5.5.6. Plan-Do-Check-Act

Methodology presented in International Standard 39001 on Road Traffic Safety Management System is based on the “Plan-Do-Check-Act” approach (PDCA). It is an iterative four-step management method, used in business for the control and continuous improvement of processes and products; it is also known as the Deming circle, cycle or wheel. The PDCA is a cyclical methodology, involving several steps and requires strong leadership and commitment from top management. MORR (RoSPA) is also based on ‘plan-do-check-act’ management principles.

---

<sup>34</sup> European Transport Safety Council, *Preventing Road Accidents and Injuries for the Safety of Employees. Project Handbook*, Brussels 2012, p. 22.

# ROAD TRANSPORT SAFETY MANAGEMENT SYSTEM COMPONENTS



## PLAN

The first step covers planning and includes identifying the impact of the organization. This part also includes establishing leadership commitment and setting up a Related Road Safety (RRS) policy. The policy should include measurable targets and objectives.

**This step involves taking an overall look at vehicle use in road transport undertaking, including not only vehicles used in this company or those which are hired but employees' own vehicles driven for work purposes. It is important to analyse in this step an annual mileages, incidents, their causes and costs.** The identification of the context of the road transport operation should also be considered in the scope of personnel safety of the road transport operator, who may be at work on the road as pedestrians or riding bicycles.

Additionally, of the analyses made during the “plan” step should be consulted with all members of staff about road safety, because their views are very useful for the effectiveness of the road transport safety management system and build the safety culture. The another helpful source of information could be also the overview of the practice in this field of other organizations, Gathering information and advice from outside sources is worth implementing.



# ROAD TRANSPORT SAFETY MANAGEMENT SYSTEM COMPONENTS

## DO

The next step “do” covers implementing the system which relies on coordination, budget, competent human resources, awareness raising including internal and external communication.

**Consider drivers’ attitudes and their driving competence on recruitment and as necessary thereafter. You can assess drivers while driving or by using online tools. Ask them about their crash histories and penalty points.**<sup>35</sup>

Consider investing in extra driver training, for example, for those covering the greatest mileages or with greater development needs such as young drivers

Ensure drivers and their supervisors always consider safety before driving, for example **by planning journeys which follow the safest routes, wherever possible avoiding congestion, crash sites and night and adverse weather driving.** If a journey is excessively long, staff may need to travel the night before. Or they may need to stay overnight rather than driving straight home after working away. Plan stops of at least 15 minutes every two hours.<sup>36</sup>

**Make it clear that staff must not speed. Don’t set impossible schedules and deadlines.**

Emphasize that staff must be fit to drive.

Ensure vehicles are right for the job and that drivers are familiar with any new vehicles they are asked to drive.

**Insist that vehicles are properly maintained and serviced regularly.**

**Make sure all staff who drive know what they should do in an emergency.**

---

<sup>35</sup> Managing Occupational Road Risk Advice for small and medium sized organizations, ROSPA, p. 3.

<sup>36</sup> *Ibidem.*

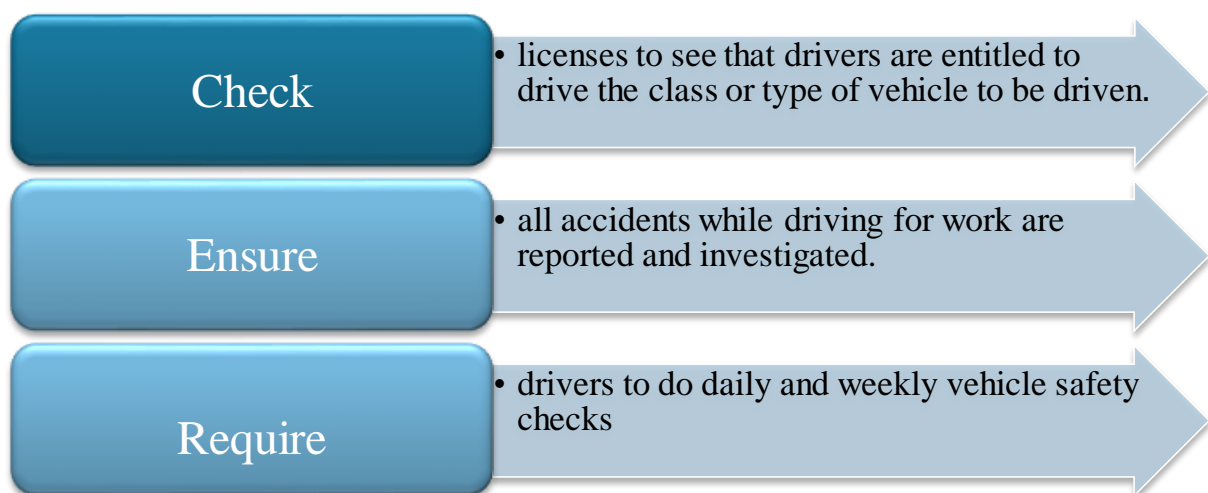
# ROAD TRANSPORT SAFETY MANAGEMENT SYSTEM COMPONENTS

## CHECK

**Monitoring is under “check”** and should ensure regular analysis and evaluation of performance against the set objectives and targets. Routine, systematic monitoring should be part of the day-to-day operation of the organisation. This should include **compliance checks** which are carried out on a regular basis to test how well safety rules and standards are being implemented and adhered to by staff.

Compliance checks might include:

- checking documentation including licences, driver training records, fitness to drive records, driving and working or rest hours;
- random checks on the road to check compliance with rules such as seatbelt wearing, mobile phone usage, speeding;
- checking that employees have actually read and understood all of the key policies, procedures, guidance in driver handbooks.<sup>37</sup>



## ACT

“Act” is improving the management system on a continual basis.

<sup>37</sup> European Transport Safety Council, *Preventing Road Accidents and Injuries for the Safety of Employees, Project Handbook*, p. 24.

# ROAD TRANSPORT SAFETY MANAGEMENT SYSTEM COMPONENTS

Make time and space to review progress periodically.

**See to it that any lessons to be learnt from experience are shared and fed back to promote safer driving.**

Develop a simple action plan with targets for further improvement.

**Recognise, celebrate and reward safe driving achievements.**

## 5.6. Process for reporting contraventions and safety hazards

The risk management involves the important steps of learning from experience and reporting on performance. Risk reporting provides information on historical losses and trends. **All hazards related to road transport should be identified, documented and risk assessed.** Those risk register should be written. It should be viewed as a risk action plan, which includes current actions that are planned.

A road haulier shall include a procedure for enabling its employees to report an infringement of the legal provisions on road transport safety. The road haulier shall include a policy for protecting its employees from reprisals for reporting an infringement or safety hazard.<sup>38</sup>

The hazards information gained from the risk evaluation should be documented and incorporated into the management system, which should demonstrate that:

- all hazards have been identified;
- the likelihood and probability of an accident have been assessed;
- controls to mitigate risks are in place.
- corrective action to incidents is in place.

The road haulier shall develop the procedure and the policy in collaboration with its employees or a representative selected by its employees.

---

<sup>38</sup> Article 15 of draft of the regulation Road Transport Safety Management System

# ROAD TRANSPORT SAFETY MANAGEMENT SYSTEM COMPONENTS

Record should be kept in order to demonstrate the extent of compliance with its road transport policy and to document the extent to which planned objectives and performance criteria have been met, including:

- reports of inspections, audits, reviews and follow-up actions,
- investigation of incidents or accidents and follow-up actions,
- maintenance reports,
- training records, and
- security incidents.<sup>39</sup>

**We can say about four steps for hazard identification process:**

- 1) reporting hazards, events or safety concerns;
- 2) collecting and storing the data;
- 3) analyzing reports;
- 4) distributing the information.<sup>40</sup>

## 5.7. Process for Managing Knowledge

### PROCESS FOR MANAGING KNOWLEDGE

Successful handling of transport safety matters is a line responsibility, requiring specific allocation of responsibilities to competent and qualified employees with appropriate authority to carry out their responsibilities. This should be reflected in the organizational structure by development and implementation of **process for Managing Knowledge**.

A road transport company must establish a list setting out:

- 1) the duties that are essential to the safety of road transport operations;

<sup>39</sup> *Land transportation safety recommended practice OGP Report No. 365 (Issue 2)*, p. 16.

<sup>40</sup> *Safety Management System Training*, ACAC, p. 58.

# ROAD TRANSPORT SAFETY MANAGEMENT SYSTEM COMPONENTS

- 2) the positions in the road transport company that have responsibility for the performance of each of those duties;
- 3) the skills, qualifications, experience and resources required to perform each of those duties safely.

The list setting out positions in the road transport company and relevant duties shall be documented and communicated for all interested parties in clear to be understood language and format, with the aid of organizational diagrams where appropriate. This documentation can be linked with the road transport company Safety Policy.

Implementation of process for Managing Knowledge must include **methods for periodic verifying** that an employee, who performs any of the duties connected to the safety of road transport operations, has the competence (skills, qualifications, experience) and resources required to perform each of those duties safely.

## SAMPLE OF SAFETY ROLES, RESPONSIBILITIES AND RELATIONSHIPS OF EMPLOYEES WHO MANAGE, PERFORM OR VERIFY WORK AFFECTING ROAD TRANSPORT SAFETY.

### Drivers

Drivers should take every care to protect themselves and others by following the policies and the rules of safety management system of the ..(*organization name*)...

They should in particular:

- » *carry out vehicle pre-start checks before the journey begins;*
- » *do not drive a defective vehicle;*
- » *immediately report any vehicle defects to their manager;*
- » *immediately report any crashes, near-hits or other infringement which could jeopardize the safety to their manager, including those that do not result in injury*
- » *immediately report to their manager if their driver license has been suspended or cancelled;*
- » *immediately report any legal penalties imposed for the infringements, which relates to road transport safety matters to a manager;*

# ROAD TRANSPORT SAFETY MANAGEMENT SYSTEM COMPONENTS

- » *be aware of what action needs to be taken in the event of accident or emergency;*
- » *participate in and implement the knowledge and skills gained from the driver training provided;*
- » *inform their manager of any health problems or personal circumstances, which could make driving hazardous;*
- » *allow sufficient time for planning the route and ensure that they are fit and appropriately rested;*
- » *stop when tired even if continuation of driving complies with the social provisions of driving times;*
- » *ensure that managers are aware of delays on routes so that journey times can be extended to take account of the circumstances;*
- » *do not drive while under the influence of alcohol, drugs or any other substance or medication that could impair their ability to safely operate the vehicle;*
- » *have their eyes tested regularly and ensure that any necessary corrective eyewear is worn;*
- » *comply with the ban on mobile phone use while driving;*
- » *comply with the smoking ban when carrying dangerous goods;*
- » *drive within speed limits and to the speed which can be less than the limit depending on dictated conditions;*
- » *comply with traffic legislation when driving;*
- » *wear high-visibility clothing when working directly outside or adjacent to moving vehicles;*
- » *follow advice on route planning supplied by their manager;*
- » *use seatbelts at all times the vehicle is in motion;*
- » *do not accept passengers in transport units carrying dangerous goods;*
- » *do not accept passengers in other transport units unless authorized by the company;*
- » *ascertain visually that the loads have no defects or leakages;*
- » *verify if the vehicles are not overloaded.*

# ROAD TRANSPORT SAFETY MANAGEMENT SYSTEM COMPONENTS

The effectiveness of Managing Knowledge Process is verified during internal audits. This process should be also analysed in the field of Risk Management. Sample checklist on risk caused by lack of or improper driver training is presented in annex 8.8

## **Transport Managers**

Transport Managers have a responsibility to demonstrate their commitment to managing all aspects of operational safety. They must ensure that transport activities are carried out effectively with minimum risk to the employee, to the load and to other road users. Transport managers must ensure that the employees involved in transport safety issues are aware of safety rules relating to their individual roles and responsibilities and set up procedures for verifying appropriate skills and qualifications of employees.

### **They should in particular:**

- » *ensure that the driver holds the appropriate class of valid legal license for the vehicles;*
- » *ensure that driver health, eyesight and fitness to drive;*
- » *ensure that the driver receive any necessary initial driving (induction) training, together with ongoing training based on risk assessment;*
- » *tests the driver's knowledge of the safety rules of the road;*
- » *ensure that the training needs of their drivers are met;*
- » *ensure that drivers carry out vehicle pre-start checks;*
- » *ensure that all drivers are fully aware of what action they need to take in the event of accident or emergency;*
- » *ensure that drivers have sufficient time for journeys and do not feel pressured into completing them faster by speeding or taking risks;*
- » *provide advice on route planning and circulate information on hazards reported on regular routes;*
- » *monitor and, if necessary, restrict total hours driven to ensure that drivers do not suffer from fatigue;*
- » *ensure drivers understand the need for using seatbelts at all times and the ban on mobile phone use while driving;*

# ROAD TRANSPORT SAFETY MANAGEMENT SYSTEM COMPONENTS

- » *in bad weather conditions make every effort to reduce journeys to a minimum;*
- » *set up procedures to ensure that all vehicles are in a roadworthy condition according to safety rules and manufacturers' recommendations;*
- » *collecting and collating statistics on crashes, near-hits or other infringement which could jeopardize the safety and their causes.*

## **5.8. Process with respect to scheduling**

Transport time schedules must comply with the legal provisions on drivers' hours, breaks and rest periods.

A road transport company must apply the principles of fatigue science when scheduling the work of the employees, including the principles:<sup>41</sup>

- 1) that human fatigue is governed by physiology;
- 2) that human alertness is affected by 24-hourly rhythms;
- 3) that human performance degrades in relation to hours of wakefulness and accumulated sleep debt;
- 4) that humans have baseline minimum physiological sleep needs.

The road transport company must include, in its safety management system, a method for applying the principles of fatigue science when scheduling the work of an employee who is required to work according to a schedule.

### **Optimising Schedules:**

- a policy that journey planning for safety should allow sufficient time to enable drivers to take account of reasonably foreseeable weather and road traffic conditions and to comply with speed limits;
- reducing night driving;

---

<sup>41</sup> Order of the Ministry of Infrastructure Provision on Road Traffic Safety Management System



# ROAD TRANSPORT SAFETY MANAGEMENT SYSTEM COMPONENTS

- avoiding high risk hours;
- avoiding driving at times of day when falling asleep at the wheel is more likely.

## **Some principles for managing fatigue<sup>42</sup>:**

- 1) plan schedules to maximise sleep and rest when drivers are most needed and when they are most effective;
- 2) in trip planning, make allowances for delays have at least one day off work a week to prevent fatigue building up compensate for the lack of night sleep on a regular basis, with breaks that allow for at least two consecutive nights' sleep;
- 3) compensate for a shorter sleep opportunity one day by providing a longer rest the next day;
- 4) balance a long shift one day with a longer rest at the end of the day and a shorter shift the next day;
- 5) regardless of any balancing of shifts, you should not continually compromise the seven hours' minimum sleep per day;
- 6) use short breaks, naps and, to a lesser degree, food, water and exercise as short-term energisers;
- 7) remember that personal awareness is no substitute for proper rest and work patterns;
- 8) remember that schedules should take into account daily life (such as eating, family commitments, and driving to and from home).

Fatigue is different for every person, and depends on a range of factors. This makes it impossible to develop hard and fast rules for when a driver becomes fatigued.

However, factors that can lead to fatigue include:

- 1) long periods of time awake;

---

<sup>42</sup> Employers' guide to health and safety in road transport 2007 Road Transport Forum NZ

# ROAD TRANSPORT SAFETY MANAGEMENT SYSTEM COMPONENTS

- 2) an inadequate amount or quality of sleep;
- 3) inadequate rest breaks;
- 4) disruptions to normal patterns of sleep/work;
- 5) mentally/physically demanding work;
- 6) environmental stresses (such as heat, noise and vibration);
- 7) recent work history (rosters, hours, shifts);
- 8) personal factors (age, experience, health, sleep, lifestyle);
- 9) trip characteristics (length, breaks, time of day, driving conditions, queuing).

A significant step in managing fatigue is giving drivers the ability to identify whether they feel they are becoming fatigued. It may be appropriate to provide driver training so that they know how to recognise when they become tired. Signs of fatigue include:

- 1) forgetfulness;
- 2) being fixated;
- 3) poor decision-making;
- 4) slowed reaction times;
- 5) lethargy;
- 6) reduced vigilance;
- 7) moodiness;
- 8) not communicating well;
- 9) nodding off.

## **Recommendations to Employers:**

- 1) create a safety culture: management should ensure work practices that do not pressurize staff to speed;

# ROAD TRANSPORT SAFETY MANAGEMENT SYSTEM COMPONENTS

- 2) provide journey planning capabilities to facilitate realistic scheduling of trips and contribute to appropriate time management;
- 3) written notice (ie. of schedules and rosters) is given to drivers of expected start and finish times that make allowance for rest breaks, vehicle breakdowns, meals and legal requirements (logbooks and speed);
- 4) significant roster changes are advised at least 24 hours in advance schedules;
- 5) rosters and logbooks are kept for a minimum of 18 months dispatchers are aware of driving hours' requirements, and are aware of management policy that they not cause drivers to breach these requirements;
- 6) drivers are not paid on a mileage basis (this can encourage drivers to drive further and for longer than they can do safely).

## **5.9. Process for Continual Improvement of the Safety Management System**

Road Transport Safety Management System, in order to be successful, needs creating a continuous cycle of its improvement. In the scope of safety culture, all members of the personnel of road transport undertaker must work towards continual improvement of RTSMS. The sense of the process for continual improvement of the RTSMS is that thanks to the implementation and operation of this system the organization is continuously learning. In this process of learning and gaining new experience it is created new knowledge and skills – very significant in the scope of RTSMS.<sup>43</sup>

Road haulier is obliged to, on continual basis, monitor the implementation of its safety management system.

The main objective of the process for continual improvement of RTSMS is verification whether:

- 1) the employees or a representative selected by the employees are being involved in the processes on required level;

---

<sup>43</sup> A. Jabłoński, M. Jabłoński, *Monitoring in management systems of safety and maintenance of cargo wagons in railway transport*, "Transport Infrastructure", No 3, 2014, p. 52.

# ROAD TRANSPORT SAFETY MANAGEMENT SYSTEM COMPONENTS

2) the targets established by the road haulier are being achieved;

3) the procedures required under the RTSMS, and whether the safety policy and the methods and plans are being implemented.

In other words, the process of continual improvement of RTSMS ensures that the management system is effective. It means that the procedures adopted are efficient, improved knowledge would have helped to reach better decisions and lessons can be learned for future assessments and controls, as well as good communication on risk issues.

Monitoring shall include, if applicable, inquiring into:

1) the cause of any deficiencies in the implementation of the road haulier's safety management system and any actions being taken to remedy those deficiencies; and

2) the reasons why the targets are not being achieved.

In other words, the top management of the road transport undertaker should carry out a comprehensive review, at least annually, that should:

- ensure compliance with standards;
- assess suitability and effectiveness of standards;
- ensure the adequacy of risk controls;
- update inadequate procedures from new information, including an updated review of risks;

- monitor achievement of targets and objectives;
- identify possible trends and issues, as well as improvements required;
- reward improved performance and achievement of significant milestones;
- discuss audit results.<sup>44</sup>


The road haulier shall prepare an annual report setting out the conclusions of its monitoring activities. This annual report regarding the process of continual improvement of RTSMS may contain the above mentioned elements.

Evidence for the annual report should be collected from different sources, for instance: analysis of documentation, interviews with the staff (especially drivers), technical inspection of vehicles and generally, compliance checks.

---

<sup>44</sup> European Transport Safety Council, *Preventing Road Accidents and Injuries for the Safety of Employees, Project Handbook*, p. 24.

# ROAD TRANSPORT SAFETY MANAGEMENT SYSTEM COMPONENTS



The process of continual improvement of RTSMS is based on monitoring and review activities.

Routine, systematic monitoring should include compliance checks which are carried out on a regular basis to test how well safety rules and standards are being implemented and observed by staff.

Review processes should be linked into the general operation of the organisation and to external influences. Road transport carrier should carry out an annual review of audit findings and their close out and assess the need for changes to the requirements for managing road transport safety.

## NOTE



Employer should set up **clear procedures and lines of responsibility for carrying out the monitoring/data collection in each of the areas identified**

## 6. Safety Audit and Evaluation

### 6.1. Purpose and meaning of auditing and evaluation

Even the finest designed road safety management system and high level of safety culture of the staff of road transport operator do not ensure the success of this safety management system. There is no doubt that all kind of management systems need to be reviewed to assess their effectiveness. With that in mind, it should be underlined that the key to the success of RTSMS are safety audits and evaluations of this system. Safety audits and evaluations of the RTSMS are vital mechanisms for ensuring that all of the organizational elements, functions and procedures in the RTSMS are working properly. Moreover, internal audits and evaluations are one of the key feedback steps for identifying required changes to the RTSMS.



The main purpose of the safety auditing, as the element of RTSMS, is to evaluate the extent to which:

- 1) requirements related to each process have been implemented; and
- 2) safety policy referred to and the procedures, plans and methods developed by the road haulier are effective in improving the level of safety of its road transport operations.<sup>45</sup>

The term “audit” is derived from a Latin word "*audire*" - "to hear"; because in ancient times auditors listened to the oral reports of responsible officials (stewards) to owners or

<sup>45</sup> See, the draft of the regulation on road traffic safety management system (article 19).

# SAFETY AUDIT AND EVALUATION

those having authority, and confirmed the accuracy of the reports.<sup>46</sup> During the medieval times when manual book-keeping was prevalent, auditors in Britain used to hear the accounts read out for them and checked that the organisation's personnel were not careless or fraudulent.<sup>47</sup>

Nowadays an audit is a method used to establish facts and information, including statistical information, to verify compliance with certain criteria. According to ISO Standard 39001:2012 on Road Traffic Safety, an audit is a „systematic, independent and documented process for obtaining audit evidence and evaluating it objectively to determine the extent to which the audit criteria are fulfilled.” The term “internal audit” is defined as “audit conducted by, or on behalf of, the organisation itself for management review and other internal processes, and may form the basis for an organisation’s self-declaration of conformity” (ISO Standard 19011).

When considering the road transport safety management, an audit is a methodical, planned review of safety management system to confirm that it is working well and to recognize elements which must be improved. The audit do not ensures only that there are written policies and procedures, but even more importantly, and that staff and top management know and understand of these procedures, as well as apply them in practice. Gap analysis online tools, which have been developed recently, could be very helpful and used within this process.<sup>48</sup>

The audit includes an evaluation of the design and effectiveness of the process safety management system and a field inspection of the safety conditions and practices to verify that the road transport undertaker introduced the system, which is objectively effective. The enclosed checklist concerning effectiveness of internal audit process within RTSMS can be helpful to check if this key element of safety management system in road transport company is conducted properly (see, annex 8.4 and 8.5).

---

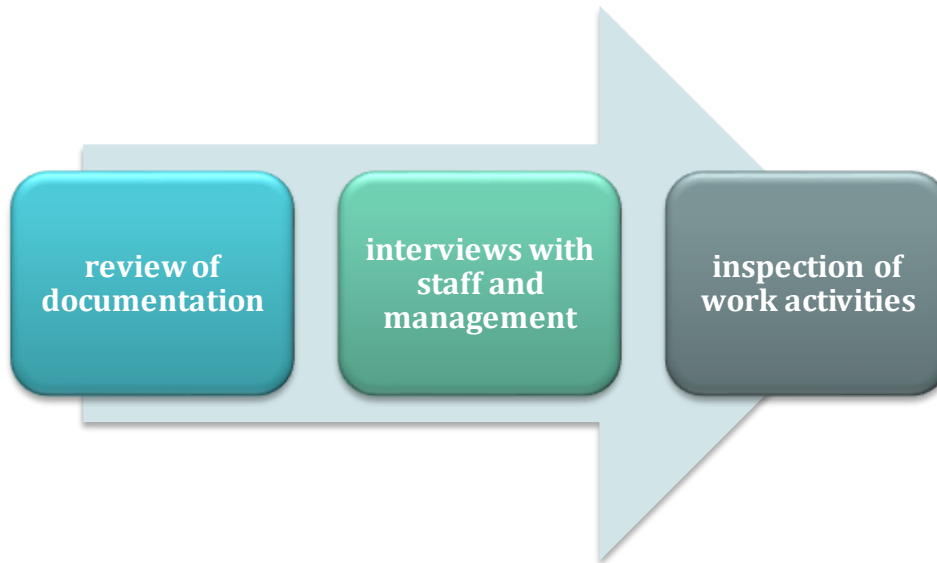
<sup>46</sup> S. K. Basu, *Auditing: Principles and Techniques*, Delhi 2006, p. 2

<sup>47</sup> D. Matthews, *History of Auditing. The changing audit process from the 19th century till date*. Routledge-Taylor & Francis Group, p. 6.

<sup>48</sup> [www.fleetsafetybenchmarking.net](http://www.fleetsafetybenchmarking.net) and <http://www.roadsafetyatwork.ca/>

# SAFETY AUDIT AND EVALUATION

Safety audits generally cover three areas, showed in the following diagram.



## 6.2. Types and frequency of audit

There are two basic types of audits: external and internal. For the successful road transport safety management system the internal audits should play a greater role. According to ISO 39001:2012 internal audits are the crucial method and tool for continual improvement of road traffic safety management system. The above mentioned ISO standard requires performing periodic audits at least once a year or as a consequence of change in situation of the undertaker. Pursuant to provision of the draft of regulation on road safety management system, a road haulier shall conduct an audit of its safety management system every two years.

However, the road transport operator should remember that, notwithstanding those standard or legal provisions, audit frequency should be determined by the degree of risk and the results of previous audits and inspections. For instance, if the road transport inspectors notice the few cases of serious infringements related to social rules of drivers or usage of tachograph per year, the road transport operator should decide to conduct the internal audit in every case of such infringement and more frequent than one audit per year.



# SAFETY AUDIT AND EVALUATION

Despite these two above mentioned basic types of the audit (external and internal) many other types of audits might be applied to a particular road transport undertaker. A typical audit program should include all specified types of audits. For instance, we can enumerate baseline audit, scheduled audit (compliance and continuous improvement) or routine inspections and spot audits focusing on specific issues.

## 6.3. Stages of the audit

In order to ensure that the audit will be conducted in an effective and efficient way, every internal audit must be properly planned.

The product of the planning process of the internal audit in road transport company should be a document called “An audit plan”, which generally identify who, when, and what the audit will cover. In other words, the outcome of the planning an audit is a written plan, setting forth the overall audit strategy and the nature, extent and timing of the auditing activities. Why it is so important not to miss the planning stage and preparing the audit plan? This stage helps the auditor obtain sufficient appropriate evidence and the audit plan is the detailed guideline to be followed when conducting an audit. The elements of the audit plan should cover the answers on the following questions:

- » What are the audit objectives?
- » What is the scope of the audit?
- » When will the audit(s) occur and how long?
- » Who will conduct the audit (names and surnames of auditors)?
- » How will the audit be done?

The road haulier shall include, in its safety management system, an audit plan that:

- 1) defines the scope of each audit;
- 2) indicates the evaluation criteria to be applied;
- 3) specifies the method to be used in conducting each evaluation; and
- 4) sets out the schedule for evaluating each process.

# SAFETY AUDIT AND EVALUATION

It should be pointed out that the audit plan is not synonymous with audit program, which is also written document but with the wider scope. The audit program is a kind of strategy for whole audit process within RTSMS. The essential elements of an audit program include planning, staffing, conducting the audit, evaluating hazards and deficiencies and taking corrective action, performing a follow-up and actions taken.

## 6.4. Performing the audit

An effective safety audit process includes a review of the relevant documentation and process of RTSMS, inspection of the technical conditions of the vehicles and other staff, and interviews with all levels of road transport safety management personnel and other personnel, especially drivers, as well as interviews with contractors and sub-contractors. An audit is an evidence gathering process. Audit evidence is used to evaluate how well audit criteria related to the delivery of safety management system are being met. Audits must be objective, impartial, and independent, and the audit process must be both systematic and documented.<sup>49</sup>

Operating the audit procedure and checklist developed in the preplanning stage, the audit team can systematically analyze compliance with the provisions of the standard and any other corporate policies that are relevant for RTSMS. For example, the audit team will review all aspects of the training program for drivers as part of the overall audit of RTSMS. The team will review the written training program for adequacy of content, frequency of training, effectiveness of training in terms of its goals and objectives as well as to how it fits into meeting the standard's requirements. Through interviews, the team can determine employees' knowledge and awareness of the safety procedures, duties, rules, and emergency response assignments. During the inspection, the auditors can observe actual practices such as safety policies, procedures, and work authorization practices. This approach enables the auditors to identify deficiencies and determine where corrective actions or improvements are necessary.

---

<sup>49</sup> <http://www.praxiom.com/iso-definition.htm>

# SAFETY AUDIT AND EVALUATION

To summarize, auditors performing safety audits of RTSMS should use as the audit criteria, first of all: a safety policies and procedures of the road transport operator, including vehicle inspection procedures, disaster response plans and incident report policies. Safety audits analyze all documentation related to policies and procedures, as well as combing through previously filed incident reports to ensure that policies and procedures are actually being carried out. In other words, safety audits compare safety plans to actual accidents and identified hazards to determine how effective a safety policy actually is in practice.

Examples of the key documents and information that the auditors should use to gain a good understanding include:

- » acts and related legislation or regulations,
- » policies, procedures and standards manuals and directives,
- » results of previous audits or evaluations,
- » protocol of road checks and checks at the premise, performed by the road transport inspectors or other control officers,
- » organization charts,
- » job descriptions and delegation instruments,
- » lists of key personnel,
- » process and system maps or flowcharts,
- » operational and financial data and reports,
- » planning and performance reports,
- » management meeting reports or minutes,
- » management control frameworks,
- » risk-based audit frameworks,
- » risk assessments,
- » management studies or reports.

## 6.5. Reporting

The safety audits and evaluation process should be recorded and well documented. The documentation confirming the audit should cover especially all elements of RTSMS, which

# SAFETY AUDIT AND EVALUATION

require corrective action as well as where the RTSMS works properly. This provides a record of the audit procedures and findings and serves as a baseline of operation data for future audits. It will assist in determining changes or trends in future audits.

The final product of the reporting stage of the safety audit is the safety audit report. The auditor indicates in this document all of these areas of RTSMS, where the audit finding was identified (see, the attached “Audit Report Template” as annex 8.6.).

A road haulier shall prepare an audit report that includes the findings of the audit. The executive (a member of top management) must sign the audit report to attest to his or her acceptance of the report.

It is advisable that the audit finding contains of five elements, called: ”5Cs”, such as: condition (what is the specific problem, identified during the safety audit?), criteria (what is the safety standard, which was not complied with?), cause (for what reason the specific problem occurred?), consequence (what is the risk or negative outcome because of the finding?), corrective action (what should management do about the finding? What have they agreed to do, by when and who will be responsible for?).

The following diagram presents the structure of the above proposed audit finding.



# SAFETY AUDIT AND EVALUATION

Corrective action is one of the elements of an audit report and one of the most important parts of the audit process. It covers identifying deficiencies, planning, following-up and documenting the corrections. The corrective action process normally begins with a management review of the audit findings. The purpose of this review is to determine what actions are appropriate, and to establish priorities, timetables, resource allocations and requirements, and responsibilities. In some cases, corrective action may involve a simple change in procedures or a minor maintenance effort to remedy the problem. Management of change procedures need to be used, as appropriate, even for an apparently insignificant change. Many of the deficiencies can be acted on promptly, while some may require analysis and more detailed review of actual procedures and practices. There may be instances where no action is necessary; this is a valid response to an audit finding. All actions taken, including an explanation when no action is taken on a finding, need to be documented in the audit report.

Draft of the regulation on road safety management system states, that a road haulier shall prepare an action plan, setting out the action to be taken to address each finding in the audit report that it identifies as a deficiency in its safety management system. The action plan should be signed by the executive to acknowledge that he or she approves it (see, article 19, paragraph 5 and sic of the draft of the regulation).

The top management of the road transport undertaker must be informed on the safety audit results, because the top management should guarantee that each audit finding is addressed, the corrective action to be taken is noted, and the responsible audit person or team is properly documented. To control the corrective action process, the road transport operator should consider the use of a tracking system. This tracking system might include periodic status reports shared with affected levels of management, specific reports such as completion of a business study, and a final implementation report to provide closure for audit findings that have been through management of change, if appropriate, and then shared with affected employees and management. This type of tracking system provides the operator with the status of the corrective action. It also provides the documentation required to verify that appropriate corrective actions were taken on deficiencies identified in the audit.

## 6.6. Auditors

The selection of effective auditor or auditors is essential to the success of the safety auditing process. Auditors should be chosen for their experience, knowledge, and training and should be familiar with the processes and auditing techniques, practices, and procedures. It is advisable to prove the suitable knowledge and skills by the certificate of the specialized notified training organization.

Audits can be conducted by a “team” (for instance, a group of staff or managers) or particular elements of the system can be conducted by different managers or staff. Larger road transport operators may consider engaging an external safety consultant to conduct the audit. The audit should be conducted or led by a person knowledgeable in audit techniques who is impartial towards the facility or area being audited. In other words, auditors must be competent and experienced in the issues they are assessing and also skilled and adequately prepared and trained to perform audit activity.

The golden rule of internal audits, regarding the staff performed these activities, is requirement that the audit should be objective and independent. Audits should be carried out in an impartial, independent and transparent way: auditors should be independent from the organisational unit being audited and conflict of interest between the assessing and the assessed party should be avoided.



**NOTE:** audit can not be performed by management or by person (s) responsible for the audited area

## 6.7. Evaluation

An audit is a kind of the evaluation of a road transport safety management system for the purpose of determining its validity and authenticity, as well as to verify adherence to a set of pre-defined processes. However, an evaluation is the determination of quality and effectiveness of implemented road transport safety management system; it judges the efficiency of the system.

For that reason, the road transport safety management system should also contain periodic evaluations of it to ensure the continued suitability, adequacy and effectiveness of the policy, annual safety targets, procedures and other components of the system, taking into account changing circumstances and the results of compliance evaluations, risk assessments, accident or incident investigations, safety performance analyses and audits. It is also very important to ensure the proper feedback gathered from employees and other relevant stakeholders, as well as consideration and approval of evaluation reports and the resulting recommendations by top management.

# SAFETY AUDIT AND EVALUATION

A road haulier shall preserve a record of the factors taken into account in, and the results of, inter alia: each evaluation conducted under the provisions of this regulation. This record must include the date on which the evaluation was undertaken.

Regarding the RTSMS and its main objective, the most important process concerning the evaluation, is the evaluation of defined risk. The most useful for the RTSMS rules related to evaluation of risk are as follows:

- » risk of serious accidents is the same danger for road safety than in other countries;
- » “daily risks” should not increase significantly as a result of human participation in road traffic;
- » road transport investments should be followed by tests whether there are alternatives in order to get the same transport effect with lower risk;
- » means to improve road safety should be invested where they bring the best results;
- » for the evaluation of risk in repetitive situations it is necessary to use professional experience;
- » professional standards - their weight is considered in each procedure of risk acceptance;
- » in-depth principle: the principle according to which no safety mean is perfect and therefore requires the application of several protective measures (barriers, layers).<sup>50</sup>

---

<sup>50</sup> Z. Łukasik, A. Szymanek, *Safety and risk (...), op. cit.*, p. 90.



## 7. Documentation

### 7.1. The obligation and scope of documentation

Road Safety Management System is a system proven by the specified documentation. It is understandable that not every activity shall be recorded and documented within RTSMS. The obligation of documentation covers only the main elements of safety management system, such as:

1) programmes of road safety improvement of the road transport undertaker, describing quantitative and qualitative targets of the organisation for the maintenance of the required level of safety and the way of communication information described in programmes to the employees;

2) a safety policy approved by the organisation's chief executive and communicated to all staff;

3) plans for reaching targets described in programmes of road safety improvement and or the achievement of the objectives adopted in the improvement of safety and the fulfilment of the conditions laid down in the legal acts relating to the road transport safety;

4) procedures and methods for carrying out risk evaluation and implementing risk control measures whenever a change of the operating conditions or new material imposes new risks on the infrastructure or on operations;

5) provision of programmes for managing knowledge of staff and systems to ensure that the staff's competence is maintained and tasks carried out accordingly;

6) arrangements for the provision of sufficient information within the organisation and, where appropriate, between organisations operating on the same infrastructure;

7) procedures for reporting and documenting all the accidents and incidents to ensure that all were reported and investigated in order to identify and implement preventive actions;

8) provisions for recurrent internal auditing of the safety management system;

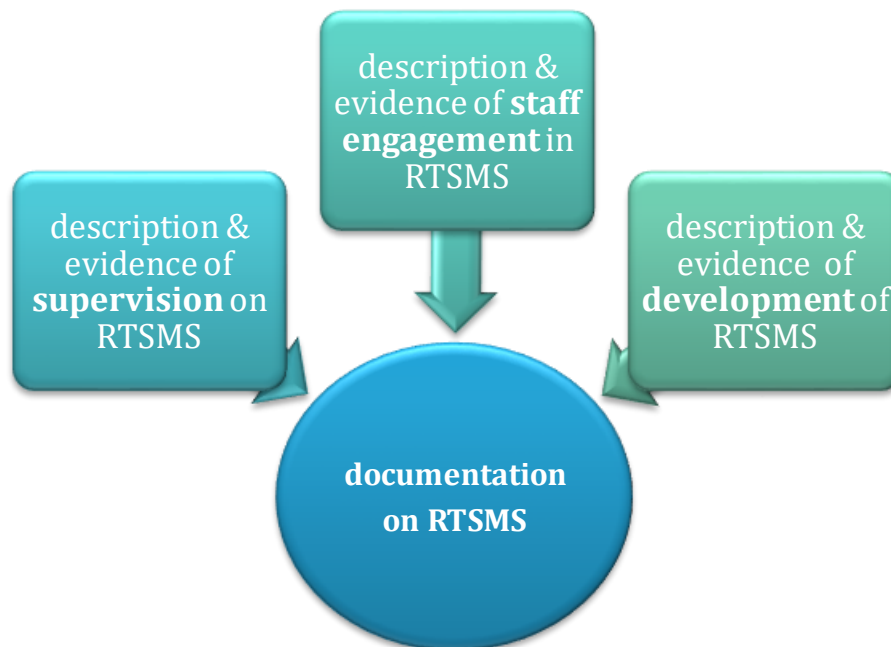
# DOCUMENTATION

9) other provision of plans for action and alerts and information in case of emergency.

These basic elements of safety management system, including procedures, plans and methods on processes, shall be proved by the documentation, with description of liability in organizational structures of road haulier.

The documentation of road transport safety management system should indicate first of all:

- 1) the way of supervision by the management of road haulier on the safety management system at every stage of management;
- 2) the level of participation of the employees and representatives of the management at every level;
- 3) the way of assurance of the continuous development of safety management system.



A road haulier shall store and preserve the records of the documentation for five years after the day on which they are created.

## 7.2. Review, analysis and evaluation

One of the obligations of road transport undertaker within road transport safety management system is to preserve a record of the factors taken into account in, and the results of, especially:

- 1) the annual review of its safety policy;
- 2) each analysis conducted in the scope of road transport safety management system;
- 3) each evaluation conducted in the scope of road transport safety management system.

This record must include the date on which the review, analysis or evaluation was undertaken, as well as name and surname of the person, who made it and his or her signature.

Additionally, for each case in which a road haulier consults, communicates or collaborates with employees or a representative selected by employees, the road transport operator prepare a record of the date and subject matter of the consultation, communication or collaboration and the manner in which it was carried out.

## 7.3. Specified documents

A road haulier shall preserve the following records:

- 1) the documentation relating to the risk assessment process;
- 2) the written description of each initiative to be implemented in order to achieve each target and a written explanation of how the initiative will contribute to achieving that target;
- 3) the annual report setting out the conclusions of monitoring activities;
- 4) the audit plan;
- 5) the signed audit report;
- 6) the approved action plan setting out the action to be taken to address each finding in the audit report that it identifies as a deficiency in its safety management system.

## 8. Annexes

### 8.1. EU legislation related to safety in road transport

1. ACCESS TO THE MARKET
1.1. Regulation (EC) No 1071/2009 of the European Parliament and of the Council of 21 October 2009 establishing common rules concerning the conditions to be complied with to pursue the occupation of road transport operator and repealing Council Directive 96/26/EC (O.J. L 300 , 14.11.2009 P. 0051 – 0071)
1.2. Regulation (EC) No 1072/2009 of the European Parliament and of the Council of 21 October 2009 on common rules for access to the international road haulage market (O.J. L 300 , 14.11.2009 P. 0072 – 0087)
1.3. Regulation (EC) No 1073/2009 of the European Parliament and of the Council of 21 October 2009 on common rules for access to the international market for coach and bus services, and amending Regulation (EC) No 561/2006 (O.J. L 300 , 14.11.2009 P. 0088 – 0105)
1.4. Commission Implementing Regulation (EU) 2016/480 of 1 April 2016 establishing common rules concerning the interconnection of national electronic registers on road transport undertakings and repealing Regulation (EU) No 1213/2010 (O.J. L 87, 02.04.2016, P. 4)
1.5. Commission Regulation (EU) 2016/403 of 18 March 2016 supplementing Regulation (EC) No 1071/2009 of the European Parliament and of the Council with regard to the classification of serious infringements of the Union rules, which may lead to the loss of good repute by the road transport operator, and amending Annex III to Directive 2006/22/EC of the European Parliament and of the Council (O.J. L 74, 19.3.2016, P. 8)
1.6. Commission Regulation (EU) No 1213/2010 of 16 December 2010 establishing common rules concerning the interconnection of national electronic registers on road transport undertakings (O.J. L 335, 18.12.2010, P. 0021 – 0029)
1.7. Commission Decision of 17 December 2009 on minimum requirements for the data to be entered in the national electronic register of road transport undertakings (O.J. L 339, 22.12.2009, P. 0036 – 0039)
1.8. Commission Regulation (EU) No 612/2012 of 9 July 2012 amending Annexes II and III to Regulation (EC) No 1072/2009 of the European Parliament and of the Council on common rules for access to the international road haulage market (O.J. L 178, 10.07.2012, P. 5)
1.9. Commission Regulation (EU) No 361/2014 of 9 April 2014 laying down detailed rules for the application of Regulation (EC) No 1073/2009 as regards documents for the international carriage of passengers by coach and bus and repealing Commission Regulation (EC) No 2121/98 (O.J. L 107, 10.04.2014, P. 39)

1.10.	Decision No 357/2009/EC of the European Parliament and of the Council of 22 April 2009 on a procedure for prior examination and consultation in respect of certain laws, regulations and administrative provisions concerning transport proposed in Member States (O.J. L 109, 30.04.2009 P. 0037 – 0039)
1.11.	Commission Regulation (EC) No 792/94 of 8 April 1994 laying down detailed rules for the application of Council Regulation (EEC) No 3118/93 to road haulage operators on own account (O. J. L 092, 09.04.1994, P. 0013 – 0013)
1.12.	Council Regulation (EEC) No 56/83 of 16 December 1982 concerning the implementation of the Agreement on the international carriage of passengers by road by means of occasional coach and bus services (ASOR), (O. J. L 010, 13.01.1983, P. 0001 – 0003)
1.13.	87/286/EEC: Council Decision of 26 May 1987 on the application between the Community and Switzerland of the provisions laid down in Sections II and III of the Agreement on the International Carriage of Passengers by Road by means of Occasional Coach and Bus Services (ASOR), (O.J. L 143, 03.06.1987, P. 0032 – 0032)
1.14.	Directive 2006/1/EC of the European Parliament and of the Council of 18 January 2006 on the use of vehicles hired without drivers for the carriage of goods by road (codified version) Text with EEA relevance (O.J. L 033, 04.02.2006, P. 0082 – 0085)
1.15.	Council Regulation (EEC) No 3626/84 of 19 December 1984 amending Regulation No 11 concerning the abolition of discrimination in transport rates and conditions, in implementation of Article 79 (3) of the Treaty establishing the European Economic Community (O.J. L 335, 22.12.1984, P. 0004 – 0004)
1.16.	Council Regulation (EEC) No 3916/90 of 21 December 1990 on measures to be taken in the event of a crisis in the market in the carriage of goods by road (O.J. L 375, 31.12.1990, P. 0010 – 0011)
1.17.	Regulation (EC) No 2888/2000 of the European Parliament and of the Council of 18 December 2000 on the distribution of permits for heavy goods vehicles travelling in Switzerland (O.J. L 336, 30.12.2000, P. 0009 – 0013)
1.18.	Commission Regulation (EC) No 3298/94 of 21 December 1994 laying down detailed measures concerning the system of Rights of Transit (Ecopoints) for heavy goods vehicles transiting through Austria, established by Article 11 of Protocol no 9 to the Act of Accession of Norway, Austria, Finland and Sweden (O. J. L 341, 30.12.1994, P. 0020 – 0036)
<b>2. ORGANISATION OF WORKING TIME IN RESPECT OF ROAD TRANSPORT ACTIVITIES AND SOCIAL LEGISLATION OF DRIVERS</b>	
2.1.	Directive 2002/15/EC of the European Parliament and of the Council of 11 March 2002 on the organisation of working time of persons performing mobile road transport activities.
2.2.	Directive 2006/22/EC of the European Parliament and of the Council of 15 March 2006 on minimum conditions for the implementation of Council Regulations (EEC) No 3820/85 and (EEC) No 3821/85

concerning social legislation relating to road transport activities and repealing Council Directive 88/599/EEC (Text with EEA relevance) - Declarations (O.J. L 102, 11.04.2006, P. 0035 – 0044)
2.3. Commission Regulation (EU) 2016/403 of 18 March 2016 supplementing Regulation (EC) No 1071/2009 of the European Parliament and of the Council with regard to the classification of serious infringements of the Union rules, which may lead to the loss of good repute by the road transport operator, and amending Annex III to Directive 2006/22/EC of the European Parliament and of the Council (O.J. L 74, 19.3.2016, P. 8)
2.4. Regulation (EC) No 561/2006 of the European Parliament and of the Council of 15 March 2006 on the harmonisation of certain social legislation relating to road transport and amending Council Regulations (EEC) No 3821/85 and (EC) No 2135/98 and repealing Council Regulation (EEC) No 3820/85.
2.5. Commission Decision of 22 September 2008 drawing up the standard reporting form referred to in Article 17 of Regulation (EC) No 561/2006 of the European Parliament and of the Council (notified under document C(2008) 5123), (O.J. L 289 , 05/11/2009 P. 0009 – 0015)
2.6. 93/172/EEC: Commission Decision of 22 February 1993 drawing up the standard reporting form provided for in Article 6 of Council Directive 88/599/EEC concerning road transport (O.J. L 72, 25.03.1993, P. 30 – 32)
<b>3. RECORDING DEVICES</b>
3.1. Regulation (EU) no 165/2014 of the European Parliament and of the Council of 4 February 2014 on tachographs in road transport, repealing Council Regulation (EEC) No 3821/85 on recording equipment in road transport and amending Regulation (EC) No 561/2006 of the European Parliament and of the Council on the harmonisation of certain social legislation relating to road transport (O.J. L 60, 28.2.2014, P. 0001-0033)
3.2. Commission Implementing Regulation (EU) 2016/799 of 18 March 2016 implementing Regulation (EU) No 165/2014 of the European Parliament and of the Council laying down the requirements for the construction, testing, installation, operation and repair of tachographs and their components (O.J. L 139, 26.5.2016, P. 1)
3.3. Commission Implementing Regulation (EU) 2016/68 of 21 January 2016 on common procedures and specifications necessary for the interconnection of electronic registers of driver cards (O.J. L 15, 22.1.2016, P. 51)
3.4. Commission Recommendation of 13 January 2010 on the secure exchange of electronic data between Member States to check the uniqueness of driver cards that they issue (O.J. L 9 , 14.01.2010, P. 0010 – 0013)
3.5. Commission Regulation (EU) No 581/2010 of 1 July 2010 on the maximum periods for the downloading of relevant data from vehicle units and from driver cards (O.J. L 168 , 02/07/2010 P. 0016 – 0016)
3.6. Commission Recommendation of 23 January 2009 on guidelines for best enforcement practice concerning checks of recording equipment to be carried out at roadside checks and by authorised

workshops (O.J. L 21, 24.01.2009, P. 0087 – 0099)
3.7. Commission Decision of 12 April 2007 on a form concerning social legislation relating to road transport activities (O.J. L 099, 14.04.2007, P. 0014 – 0015)
<b>4. DRIVERS</b>
4.1. Directive 2003/59/EC of the European Parliament and of the Council of 15 July 2003 on the initial qualification and periodic training of drivers of certain road vehicles for the carriage of goods or passengers, amending Council Regulation (EEC) No 3820/85 and Council Directive 91/439/EEC and repealing Council Directive 76/914/EEC (O.J. L 226 , 10.09.2003, P. 0004 – 0017)
4.2. Directive 2006/126/EC of the European Parliament and of the Council of 20 December 2006 on driving licences (Recast) (O. J. L 403, 30.12.2006, P. 0018 – 0060)
4.3. Commission Regulation (EU) No 383/2012 of 4 May 2012 laying down technical requirements with regard to driving licences which include a storage medium (microchip), (O.J. L 120, 05.05.2012, P. 1)
4.4. Commission Decision of 20 March 2014 on equivalences between categories of driving licences (O.J. L 120, 23.04.2014, P. 1)
<b>5. MOTOR VEHICLES WITH TRAILERS AND ROADWORTHINESS TEST</b>
5.1. Council Directive 96/53/EC of 25 July 1996 laying down for certain road vehicles circulating within the Community the maximum authorized dimensions in national and international traffic and the maximum authorized weights in international traffic (O.J. L 235, 17.09.1996, P. 0059 – 0075)
5.2. Council Directive 96/96/EC of 20 December 1996 on the approximation of the laws of the Member States relating to roadworthiness tests for motor vehicles and their trailers.
5.3. Council Directive 92/6/EEC of 10 February 1992 on the installation and use of speed limitation devices for certain categories of motor vehicles in the Community (O.J. L 057, 02.03.1992, P. 0027 – 0028)
5.4. Directive 2014/47/EU of the European Parliament and of the Council of 3 April 2014 on the technical roadside inspection of the roadworthiness of commercial vehicles circulating in the Union and repealing Directive 2000/30/EC (O. J. L 127, 29.04.2014, P. 134)
5.5. Directive 2000/30/EC of the European Parliament and of the Council of 6 June 2000 on the technical roadside inspection of the roadworthiness of commercial vehicles circulating in the Community (O.J. L 203, 10.08.2000, P. 1)
5.6. Commission Recommendation of 5 July 2010 on the assessment of defects during roadworthiness testing in accordance with Directive 2009/40/EC of the European Parliament and of the Council on roadworthiness tests for motor vehicles and their trailers (O.J. L 173, 08.07.2010, P. 0074 – 0096)
5.7. Commission Recommendation of 5 July 2010 on the risk assessment of deficiencies detected during

<p>technical roadside inspections (of commercial vehicles) in accordance with Directive 2000/30/EC of the European Parliament and of the Council (O.J. L 173, 08.07.2010, P. 0097 – 0105)</p>
<p>5.8. Council Directive 92/6/EEC of 10 February 1992 on the installation and use of speed limitation devices for certain categories of motor vehicles in the Community (O.J. L 057, 02.03.1992, P. 0027 – 0028)</p>
<p>5.9. Directive 2007/46/EC of the European Parliament and of the Council of 5 September 2007 establishing a framework for the approval of motor vehicles and their trailers, and of systems, components and separate technical units intended for such vehicles (Framework Directive); (O.J. L 263, 09.10.2007, P. 0001 – 0160)</p>
<p>5.10. Commission Regulation (EU) 2015/166 of 3 February 2015 supplementing and amending Regulation (EC) No 661/2009 of the European Parliament and of the Council as regards the inclusion of specific procedures, assessment methods and technical requirements, and amending Directive 2007/46/EC of the European Parliament and of the Council, and Commission Regulations (EU) No 1003/2010, (EU) No 109/2011 and (EU) No 458/2011 (O.J. L 28, 04.02.2015, P. 3)</p>
<p>5.11. Commission Regulation (EU) No 1230/2012 of 12 December 2012 implementing Regulation (EC) No 661/2009 of the European Parliament and of the Council with regard to type-approval requirements for masses and dimensions of motor vehicles and their trailers and amending Directive 2007/46/EC of the European Parliament and of the Council (O.J. L 353, 21.12.2012, P. 31)</p>
<p>5.12. Commission Regulation (EU) No 582/2011 of 25 May 2011 implementing and amending Regulation (EC) No 595/2009 of the European Parliament and of the Council with respect to emissions from heavy duty vehicles (Euro VI) and amending Annexes I and III to Directive 2007/46/EC of the European Parliament and of the Council (O.J. L 167, 25.06.2011, P. 0001 – 0168)</p>
<p><b>6. ROAD TRAFFIC SAFETY</b></p>
<p>6.1. Directive 2008/96/EC of the European Parliament and of the Council of 19 November 2008 on road infrastructure safety management (O.J. L 319 , 29/11/2008 P. 0059 – 0067)</p>
<p>6.2. 93/704/EC: Council Decision of 30 November 1993 on the creation of a Community database on road accidents (O.J. L 329, 30.12.1993, P. 0063 – 0065)</p>
<p>6.3. Directive (EU) 2015/413 of the European Parliament and of the Council of 11 March 2015 facilitating cross-border exchange of information on road-safety-related traffic offences (O.J. L 68, 13.03.2015, P. 9)</p>
<p><b>7. TRANSPORT OF DANGEROUS GOODS BY ROAD</b></p>
<p>7.1. Council Directive 95/50/EC of 6 October 1995 on uniform procedures for checks on the transport of dangerous goods by road (O. J. L 249, 17.10.1995, P. 0035 – 0040)</p>
<p>7.2. Directive 2008/54/EC of the European Parliament and of the Council of 17 June 2008 amending Council Directive 95/50/EC on uniform procedures for checks on the transport of dangerous goods</p>



by road, as regards the implementing powers conferred on the Commission (O.J. L 162, 21.06.2008, P. 0011 – 0012)
7.3. Commission Directive 2004/112/EC of 13 December 2004 adapting to technical progress Council Directive 95/50/EC on uniform procedures for checks on the transport of dangerous goods by road (O.J. L 367, 14.12.2004, P. 0023 – 0028)
7.4. Directive 2001/26/EC of the European Parliament and of the Council of 7 May 2001 amending Council Directive 95/50/EC on uniform procedures for checks on the transport of dangerous goods by road (O.J. L 168, 23.06.2001, P. 0023 – 0024)
<b>8. ROAD TRANSPORT OF WASTE</b>
8.1. Regulation (EC) No 1013/2006 of the European Parliament and of the Council of 14 June 2006 on shipments of waste (O.J. L 190, 12.07.2006, P. 0001 – 0036)
8.2. Commission Regulation (EC) No 1418/2007 of 29 November 2007 concerning the export for recovery of certain waste listed in Annex III or IIIA to Regulation (EC) No 1013/2006 of the European Parliament and of the Council to certain countries to which the OECD Decision on the control of transboundary movements of wastes does not apply (O.J. L 316, 04.12.2007, P. 0006 – 0052)
8.3. 90/170/EEC: Council Decision of 2 April 1990 on the acceptance by the European Economic Community of an OECD Decision/recommendation on the control of trans frontier movements of hazardous wastes (O.J. L 092, 07.04.1990, P. 0052 – 0053)
<b>9. ROAD TRANSPORT OF ANIMALS</b>
9.1. Council Regulation (EC) No 1/2005 of 22 December 2004 on the protection of animals during transport and related operations and amending Directives 64/432/EEC and 93/119/EC and Regulation (EC) No 1255/97 (O.J. L 003 , 05.01.2005, P. 0001 – 0037)
9.2. Commission Implementing Decision of 18 April 2013 on annual reports on non-discriminatory inspections carried out pursuant to Council Regulation (EC) No 1/2005 on the protection of animals during transport and related operations and amending Directives 64/432/EEC and 93/119/EC and Regulation (EC) No 1255/97 (O.J. L 111, 23.04.2013, P. 7)

## 8.2. International law on safety in road transport

<b>1. RULES OF INTERNATIONAL TRANSPORT BY ROAD</b>
1.1. Convention on the Contract for the International Carriage of Goods by Road (CMR), done in Geneva, 19.05.1956
1.2. Agreement between the Government of The Republic of Poland and the Government of The Republic of Ukraine on international carriages by road, done in Warsaw on 18.05.1992
<b>2. ORGANISATION OF WORKING CREWS OF VEHICLES AND RECORDING DEVICES</b>

# ANNEXES

2.1. European Agreement concerning the Work of Crews of Vehicles Engaged in International Road Transport (AETR), done at Geneva on 1 July 1970 (Consolidated text, version 2006, document ECE/TRANS/SC.1/2006/2)
<b>3. ROAD TRAFFIC</b>
3.1. Convention on Road Traffic, done at Vienna on 8 of November 1968
3.2. European Agreement supplementing the Convention on road traffic opened for signature at Vienna on 8 of November 1968, done at Geneva on 1 May of 1971
3.3. Convention on Road Signs and Signals, done at Vienna on 8 of November 1968
3.4. Convention on the law applicable to traffic accidents, done at Hague, 4 May of 1971
<b>4. TECHNICAL CONDITIONS OF VEHICLES AND ROADWORTHINESS TEST</b>
4.1. Agreement Concerning the Adoption of Uniform Technical Prescriptions for Wheeled Vehicles, equipment and parts which can be fitted and/ or be used on Wheeled Vehicles and the conditions for Reciprocal Recognitions of Approvals Granted on the basis of this prescriptions, done at Geneva on 20 March of 1958
<b>5. TRANSPORT OF DANGEROUS GOODS BY ROAD</b>
5.1. The European Agreement concerning the International Carriage of Dangerous Goods by Road (ADR) was done at Geneva on 30 September 1957 under the auspices of the United Nations Economic Commission for Europe, and it entered into force on 29 January 1968
<b>6. TRANSPORT OF CARRIAGE OF PERISHABLE FOODSTUFFS</b>
6.1. The Agreement on the International Carriage of Perishable Foodstuffs and on the Special Equipment to be used for such Carriage (ATP) done at Geneva on 1 September 1970

### 8.3. List of Ukrainian legal acts regarding road safety

<b>Legal act (Laws, Presidential Decrees, Governmental Resolutions, Rules, Instructions etc.)</b>	<b>Subject</b>
Constitution of Ukraine	
Civil Code of Ukraine	
Labor Code of Ukraine	
Code of Civil Protection of Ukraine	
Code of Ukraine on Administrative Offences	
Criminal Code of Ukraine	
Shipping	
Road transport	
Road Traffic	
Roads	
National Police	

# ANNEXES

Transportation of Dangerous Goods	
Licensing of economic activities	
Government Oversight of Economic Activities.	
Labour Protection	
Insurance	
Obligatory Insurance of Civil Liabilities of Vehicle Owners	
Some Issues of Import to the Customs Territory of Ukraine and Registration of Vehicles	
Accession of Ukraine to the Agreement on the Adoption of Unified Technical Prescriptions for Wheeled Vehicles, Equipment and Parts which can be fitted and / or used on Wheeled Vehicles and on Conditions for Reciprocal Recognition of Official Approvals Granted on the Basis of these Prescriptions as of 1958, amended in 1995	
Accession of Ukraine to the European Agreement concerning the International Carriage of Dangerous Goods by Road (ADR)	
Accession of Ukraine to the European Agreement concerning the Work of Crews of Vehicles Engaged in International Road Transport (AETR)	
(Road Transport) Convention, 1979 (No. 153)	Ratification of Hours of Work and Rest Periods
Order of the Ministry of Infrastructure of Ukraine dated 23.06.2015 No. 231	Procedure of Technical Investigation of Accidents, Catastrophies and Events on Road and Urban Electric (Tram, Trolley) Transport
Decree of the President of Ukraine № 159/2006 of 28.02.2006	On approval of the Agreement on the acceptance of the conditions of periodic technical inspection of vehicles and reciprocal recognition of such inspections
Decree of the President of Ukraine №567/2005 of 30.03.2005	On measures to streamline the use of special light and sound signaling devices and license plates for official vehicles
Resolution of the Cabinet of Ministers of Ukraine #47 of 31.01.1992	On approval of samples of national and international driving licenses and documents required for vehicle registration
Resolution of the Cabinet of Ministers of Ukraine #340 of 08.05.1993	Regulations on the procedure for issuing driver's licenses and admission of citizens to drive vehicles
Resolution of the Cabinet of Ministers of Ukraine №198 of 30.03.1994	Unified Rules for repair and maintenance of roads, streets, railway crossings, rules of their use and protection
Resolution of the Cabinet of Ministers of Ukraine №227 of 05.04.1994.	Regulation on the road safety service of the ministries and other central executive authorities, enterprises, associations, institutions and organizations

# ANNEXES

Resolution of the Cabinet of Ministers of Ukraine №568 of 31.07.1995	On harmonization of regulatory documentation for construction vehicles
Resolution of the Cabinet of Ministers of Ukraine №959 as of 14.07.1996	Provisions on compulsory personal insurance from transport accidents
Resolution of the Cabinet of Ministers of Ukraine №1128 of 08.10.1997	On ensuring the vehicles with primary fire-extinguishing appliances
Resolution of the Cabinet of Ministers of Ukraine №1238 as of 06.11.1997	On mandatory preventive drug test and the procedure for its implementation
Resolution of the Cabinet of Ministers of Ukraine #1388 of 07.09.1998	The rules of state registration of cars, buses, and self-propelled vehicles, cars and motorcycles of all types, brands and models of trailers, semi-trailers and sidecars designed on the chassis
Resolution of the Cabinet of Ministers of Ukraine №1465 of 27.09.2000	Procedure of mandatory preliminary and periodic psychiatric examinations
Resolution of the Cabinet of Ministers of Ukraine №30 of 18.01.2001	Pasage terms of large and heavy vehicles on roads, streets and railroad crossings.
Resolution of the Cabinet of Ministers of Ukraine №1306 of 10.10.2001	Traffic rules.
Resolution of the Cabinet of Ministers of Ukraine №733 of 01.06.2002	Procedures and rules of mandatory insurance of dangerous goods transportation subjects in the event of adverse effects during the transportation of dangerous goods.
Resolution of the Cabinet of Ministers of Ukraine №1081 as of 03.12.2008	The procedure of competition for passenger transportation on the bus route of common use.
Resolution of the Cabinet of Ministers of Ukraine # 790 of 03.09.2008	On approval of criterion sharing for undertakings subject to risk of their activities in the field of road transport and determining the frequency of State Supervision (Control).
Resolution of the Cabinet of Ministers of Ukraine #270 of 22.03.2001	Investigation and accounting procedure for accidents of nonproduction nature.
Resolution of the Cabinet of Ministers of Ukraine № 207 of 25.02.2009	List of required documents for road transport cargo transportation of internal connection.
Resolution of the Cabinet of Ministers of Ukraine № 137 of 30.01.2012	Procedure of obligatory technical control and examination scope of technical conditions of vehicles
Resolution of the Cabinet of Ministers of Ukraine № 607 of 21.07.2010	Order of vehicles' reequipping
Resolution of the Cabinet of Ministers of Ukraine dated 08.11.2006 No. 1567	Procedure for State Control on Road Transport
Resolution of the Cabinet of Ministers of Ukraine dated 18.02.1997 No. 176	General Conditions for Provisioning of Road Transport Services for Passengers.
Resolution of the Cabinet of Ministers of Ukraine dated 02.12.2015 No. 1001	Licensing Conditions for the Business of Transportation of Passengers, Dangerous Goods and Hazardous Waste by Road, International Transportation of Passengers and Goods by Road

# ANNEXES

Regulation for wheeled vehicles. Approved by the Ministry of Infrastructure of Ukraine Order №550 as of 26.07.2013, registered in the Ministry of Justice of Ukraine on August 22, 2013 under the №1453/23985.	
Rules of technical operation of wheels and pneumatic tires of wheeled vehicles of categories L, M, N, O and special vehicles, designed on their chassis. Approved by the Ministry of Infrastructure of Ukraine Order №549 of 26.07.2013, registered in the Ministry of Justice of Ukraine on August 22, 2013 under the №1452/23984	
Safety rules for road transport. Order #964 as of 09.07.2012 of the Ministry of Emergencies of Ukraine, registered in the Ministry of Justice of Ukraine on August 1, 2012 under the #1299/21611	
Rules of road transportation of goods. Approved by the Order №363 of the Ministry of Transport of Ukraine of October 14, 1997, registered in the Ministry of Justice of Ukraine on February 20, 1998 under №128 / 2568.	
Terms for provision of maintenance and repair of motor vehicles. Approved by the Order №792 of the Ministry of Transport of Ukraine of November 11, 2002, registered in the Ministry of Justice of Ukraine on February 17, 2003 under №122 / 7443	
Rules of the road transportation of dangerous goods. Approved by the Order №822 of the Ministry of Internal Affairs of Ukraine of 26 July 2004, registered in the Ministry of Justice of Ukraine on August 20, 2004 under №1040 / 9639	
The rules of fire safety for enterprises and organizations of road transport in Ukraine. Approved by the Order №101 of the Ministry of Infrastructure of Ukraine of 21.01.2015, registered in the Ministry of Justice of Ukraine on March 12, 2015 under № 279/26724	
Regulations on the procedure of training, retraining and advanced training for drivers. Approved by the Order №22 of the Ministry of Education of Ukraine of January 25, 1994, registered in the Ministry of Justice of Ukraine under №39/248	
Regulations on maintenance and repair of road transport vehicles. Approved by the Order №102 of the Ministry of Transport of Ukraine	

# ANNEXES

of March 30, 1998, registered in the Ministry of Justice of Ukraine on April 28, 1998 under №268 / 2708	
Regulations on the medical examination of candidates for drivers and drivers of vehicles. Approved by the Order № 65/80 of the Ministry of Health, Ministry of Internal Affairs of Ukraine of 31.01.2013, registered in the Ministry of Justice of Ukraine on February 22, 2013 under №308/22840	
Regulations on driving period and rest period for wheeled vehicles drivers. Approved by the Order №975 of the Ministry of Transport and Communications of Ukraine of 05.08.2008, registered in the Ministry of Justice of Ukraine on September 14, 2010 under № 811/18106	
Regulations on the peculiarities of contracts conclusion on insurance of civil liability of vehicle owners. Approved by the Resolution №5619 of the State Commission for Regulation of Financial Services Markets of Ukraine of April 11, 2006, registered in the Ministry of Justice of Ukraine on May 4, 2006 under №515 / 12389	
Procedure for medical training of drivers and candidates for drivers of vehicles. Approved by the Order №339 of the Ministry of Health of Ukraine of November 28, 1997, registered in the Ministry of Justice of Ukraine on December 11, 1997 under №591 / 2395	
The procedure and conditions of carriage of passengers and goods by road. Approved by Order №21 of the Ministry of Transport of Ukraine of 21 January 1998, registered in the Ministry of Justice of Ukraine on April 22, 1998 under №257 / 2697	
Procedure of elaboration and approval of the bus route datasheet. Approved by the Order №278 of the Ministry of Transport and Communications of Ukraine of 07.05.2010 number; registered in the Ministry of Justice of Ukraine on June 17, 2010 under № 408/17703	
Procedure for instructing and training of motor vehicles drivers. Approved by the Order №975 of the Ministry of Transport and Communications of Ukraine of 05.08.2008, registered in the Ministry of Justice of Ukraine on August 21, 2008 under № 776/15467	
Procedure of technical investigation of accidents, disasters, accidents on the road and urban electric (tram, trolley bus) transport.	

# ANNEXES

Approved by the Order №231 of the Ministry of Infrastructure of Ukraine of 23.06.2015, registered in the Ministry of Justice of Ukraine on July 9, 2015 under № 818/27263	
Instructions on the provision of information in the Ministry of Infrastructure in emergency situations on transport, roads, tourism and infrastructure. Approved by the Order №186 of the Ministry of Infrastructure of Ukraine of 26.03.2012, registered in the Ministry of Justice of Ukraine on April 11, 2012 under № 541/20854	
Instructions on holding examination tests to obtain the right to drive vehicles and issuing of driving licenses. Approved by the Order №515 of the Ministry of Internal Affairs of Ukraine of 07.12.2009, registered in the Ministry of Justice of Ukraine on January 22, 2010 under №72/17367	
Order of the Ministry of Transport and Communication of Ukraine dated 07.06.2010 No. 340	Regulation on Working Time and Rest Periods for Drivers of Wheeled Vehicles
Order of the Ministry of Transport of Ukraine dated 30.03.98 No. 102	Regulation on Technical Maintenance and Repair of Road Transport Vehicles
Order of the Ministry of Infrastructure of Ukraine dated 26.07.2013 No. 550	Operating Rules for Wheeled Vehicles
Order of the Ministry of Infrastructure of Ukraine dated 26.07.2013 No. 549	Rules of Technical Operation of Wheels and Pneumatic Tires of Wheeled Vehicles of Categories L, M, N, O and Special Vehicles Mounted on their Chassis
Order of the Ministry of Transport and Communication of Ukraine dated 05.08.2008 No. 975	Procedure for Instructing and Training of Drivers of Wheeled Vehicles
Order of the Ministry of Emergencies of Ukraine dated 09.07.2012 No. 964	Occupational Safety Rules in Road Transport
Order of the Ministry of Infrastructure of Ukraine dated 21.01.2015 No. 11	Fire Safety Rules for Enterprises and Organizations of Road Transport in Ukraine
Order of the State Enterprise "Ukrainian Scientific-Research and Training Center for Standardization, Certification and Quality Problems" (UkrNDNC) dated 21.08.2015 No. 101	DSTU ISO 39001:2015 Road Traffic Safety Management (RTS). Requirements and Guidelines for Use (ISO 39001:2012)
The list of required drugs in the medical first aid kits for passenger cars up to 9 people and cargo vehicles (car kit - 1). Approved by the Order №187 of the Ministry of Health of Ukraine on July 7 1998, registered in the Ministry of Justice of Ukraine on July 20, 1998 under №465 / 2905	
The list of required drugs in the medical first	

aid kits for passenger vehicles with the number of passengers over 9 persons (car kit - 2). Approved by the Order №187 of the Ministry of Health of Ukraine of July 7, 1998, registered in the Ministry of Justice of Ukraine on July 20, 1998 under №467 / 2907	
The list of diseases and defects causing a person not be allowed to drive the relevant vehicles. Approved by the Order №299 of the Ministry of Health of Ukraine of December 22, 1999, registered in the Ministry of Justice of Ukraine on January 20, 2000 under №31 / 4252	
List of works requiring professional selection. Approved by the Order № 263/121 of the State Labor Safety Supervision Service of Ukraine as of 23.09.1994, registered in the Ministry of Justice of Ukraine on 25.01.1995 under №18/554	

#### 8.4. Sample of checklist on regular internal auditing of the safety management system (No 1)

	Question	Yes	No
1.	Is there an internal auditing system which is independent and impartial and which acts in a transparent way?		
2.	Is there a schedule of planned internal audits which can be revised depending on the results of previous and monitoring of performance?		
3.	Are there procedures in place to identify and select suitably competent auditors?		
4.	Are there procedures in place to:		
	1) analyse and evaluate the results of the audits?		
	2) recommend follow-up measures		
	3) follow up the effectiveness of measures		
	4) document the execution of audits and the results of audits		
5.	Are there procedures to ensure that top management is aware of the results of audits and take overall responsibility for implementation of changes to the safety management system?		



6.	Is there a document showing how audits are planned in relation to routine monitoring arrangements to ensure compliance with internal procedures and standards?		
----	--	--	--

### 8.5. Sample of checklist on regular internal auditing of the safety management system (No 2)<sup>51</sup>

	Question	Yes	No
1.	Are internal audits conducted periodically to check that the RTSMS is effective and follows both ISO 39001 and your organization's requirements?		
2.	Is the audit conducted using an appropriate methodology taking into account the importance of the processes concerned and the results of previous audits?		
3.	Are audits conducted utilizing auditors that ensure that the objectivity and impartiality of the audit process is maintained?		
4.	Are audit results documented and reported to relevant management?		

### 8.6. Audit Report Template

.....  
(name of the company)

.....  
(place and date)

### AUDIT REPORT

**Auditor (s):** \_\_\_\_\_

**Audit Date(s):** \_\_\_\_\_

**Audit Scope:** \_\_\_\_\_

RTSMS process	Compliance	Evidence and comments	Corrective action
---------------	------------	-----------------------	-------------------

<sup>51</sup> See, point 17 of *ISO 39001 Road Traffic Safety Management System – Self-assessment questionnaire*; <http://www.bsigroup.com/LocalFiles/en-GB/iso-39001/resources/BSI-ISO39001-self-assessment-UK-EN.pdf>

# ANNEXES

/audit criteria	Yes	No	(cause, consequence)	
<p><b>RTSMS Policy</b></p> <p>1) Has a policy been developed?</p> <p>2) Does it include safety objectives?</p> <p>3) Is it signed by top management?</p> <p>4) Is the policy displayed in a prominent location in the workplace?</p> <p>5) Are employees familiar with the content of the policy?</p>				
<p><b>Management, Accountabilities, Responsibilities and Communication</b></p> <p>1) Is a top management nominated for overall responsibility for RTSMS?</p> <p>2) Have position descriptions been developed and maintained for all transport safety personnel?</p> <p>3) Does a system exist to ensure safety?</p> <p>4) Is there a system for development review, approval and distribution of RTSMS documentation within the organization?</p>				
<p><b>Risk Management</b></p> <p>1) Has a Risk Register been prepared?</p> <p>2) Has a position been nominated for</p>				

# ANNEXES

<p>the maintenance of the Risk Register?            3) Has the Risk Register been reviewed recently?            4) Does the risk management system include safety issues?</p>				
<p><b>Procedures &amp; Documentation</b>            1) Has the organisation identified high risk activities and developed documented procedures?            2) Are there procedures for elements of the SMS including: bus maintenance, driver health monitoring, pre-departure and sign on, incident management?</p>				
<p><b>Training and Education</b>            1) Has the road transport undertaker determined the skills staff require?            2) Does the organisation undertake staff appraisals or other assessments to establish the current skills and qualifications of staff?            3) Has the operator established a personnel records system?            4) Has the organisation updated the personnel records system to reflect updated staff skills and qualifications?            5) Has the organisation ensured</p>				

that staff are aware of all responsibilities (including specific safety responsibilities) contained within position descriptions, procedures and other safety documentation?				
--	--	--	--	--

## 8.7. Risk Evaluation - Summary Risk Profile

NOTE: Summary Risk Profile is a simple mechanism to position individual risk on a map - it is a graphical representation of information found on an existing Risk Register.

### Scale for impact

Impact for:	SMALL	MEDIUM	HUGE	CATASTROPHIC
Road Traffic Safety (RTS)	consequences of an event will not affect RTS	consequences of an event will affect the RTS but level of personal injury will be very low	consequences of an event will affect the RTS - level of personal injury will be high	consequences of an event will affect the RTS - level of personal injury will be extremely high (including death)

### Scale for probability

Likelihood (Probability)	RARE	UNLIKELY	LIKELY	ALMOST CERTAIN
	Never happened in the past and not perceived to happen in the future	Never happened in the past but may happen in the future	Happened in the past and may happen again in the future	A common situation expected to happen often

## Scale for impact and probability

PROBABILITY	ALMOST CERTAIN				
	LIKELY				
	UNLIKELY				
	RARE				
		SMALL	MEDIUM	HUGE	CATASTROFIC
		IMPACT			

Summary Risk Profile illustrated all key risks as one picture, so that transport managers can gain an overall impression of the total exposure to risk.

PROBABILITY	ALMOST CERTAIN			2	4	
	LIKELY		5	3	1	
	UNLIKELY					
	RARE					
		SMALL	MEDIUM	HUGE	CATASTROFIC	
		IMPACT				

### Examples of 5 risks existing in Risk Register

1. **Leakage of UN 1202 from a tank** (cause of risk identification: it happened once in the past, that tank have not been closed properly after filling, but because of degree of filling this does not result in leakage of UN 1202);
2. **No instructions in writing conforming to the ADR during the road accident** (cause of risk identification: drivers do not take with them the ADR instruction. There are no ADR Instructions also in the vehicle cabs. Drivers may not know how to proceed in the emergency situation that may occur or arise during carriage);

3. **Vehicle not equipped with the fire extinguishers** (cause of risk identification: in 2014 Ukrtransbezbeka imposed 6 penalties for carriage of UN 1202 in the tank-vehicle not equipped with the fire extinguishers or equipped with not appropriate fire extinguishers - empty or under pressure);

4. **Carriage of UN 1202 in to inappropriate tank,** (cause of risk identification: vehicles are not routinely checked and inspected. Lack of internal monitoring system lead to expiration of deadline for the next test for tanks);

5. **Carriage of dangerous goods without orange-coloured plate marking** (cause of risk identification: consignor reported to Carrier top management, that very often after loading, vehicles were leaving without the required marking - orange-coloured plates).

PROBABILITY	ALMOST CERTAIN			2	4	
	LIKELY		5	3	1	
	UNLIKELY					
	RARE					
		SMALL	MEDIUM	HUGE	CATASTROFIC	
		IMPACT				

Risk tolerance threshold shows the overall level of risk that the organization is prepared to tolerate.

**Unacceptable risks: 1, 2, 3, 4, 5.**

**Risk reaction - reducing the probability of occurrence:**

1. **Leakage of UN 1202 from a tank** (risk reaction: to reduce the probability of risk, Carrier and Filler Company concluded an agreement on the pre-start checks, which shall be carried out after filing the tank (driver and competent employees of Filler Company) );

2. **No instructions in writing conforming to the ADR during the road accident** (risk reaction: to reduce the probability of risk, Carrier introduced additional monitoring system for instructions in writing and the system of disciplinary penalties for drivers neglecting their duties);

3. **Vehicle not equipped with the fire extinguishers** ( risk reaction: to reduce the probability of risk, Carrier introduced a cyclical system of assessing the suitability and exchange of not appropriate fire extinguishers);

# ANNEXES

**4. Carriage of UN 1202 in to inappropriate tank** (risk reaction: to reduce the probability of risk, UA TRANS hired a new employee, which is required for checking the technical condition of tanks, including deadline for the next test);

**5. Carriage of dangerous goods without orange-coloured plate marking** (risk reaction: to reduce the probability of risk Carrier introduces new system of fixing vehicle marking, orange-coloured plate are fixedly attached to the vehicle).

PROBABILITY	ALMOST CERTAIN				
	LIKELY				
	UNLIKELY				
	RARE		<b>5</b>	<b>2 3 4</b>	<b>1</b>
		SMALL	MEDIUM	HUGE	CATASTROFIC
		IMPACT			

Acceptable risks: 1, 2, 3, 4, 5.

## 8.8. Sample checklist on risk caused by lack of or improper driver training

No	Question	Yes	No
1.	Do you assess the training needs of your drivers?		
2.	Do you provide induction training for drivers – for example, to get them used to the vehicle, explain the dangers of driving when tired or using mobile phones, or taking alcohol or drugs?		
3.	Can existing employees who drive on company business do so legally and safely?		
4.	Does the job description set out the level of skill and experience needed for a driver to safely carry out their role?		
5.	What checks are in place to make sure that these levels are met, for instance do you check if a driver holds a Certificate of Professional Competence (CPC)?		
6.	When providing training, do you give priority to those most at risk – for example, young or inexperienced drivers, and those with high yearly mileage or poor accident history?		
7.	Is training carried out in-house to the industry's best codes of		

## ANNEXES

	practice with well-experienced qualified instructors who are able to provide training at all levels?		
8.	Do drivers undergo periodic refresher training as required under the CPC, for instance that drivers undergo 35 hours training taken 1 day per year over 5 years?		
9.	Have you set aside money for refresher training?		
10.	Are drivers given defensive driver training? A driver's standard of driving will vary over time and would need to be refreshed.		
11.	Do drivers know how to use antilock brakes (ABS) in an emergency situation?		
12.	Are drivers trained in safe loading and unloading procedures and made aware of the height of their vehicle (both loaded and empty)?		
13.	Are drivers able to carry out vehicle safety checks?		
14.	Do you insist on drivers using the vehicle's safety equipment - for example, wearing the seat belts provided?		
15.	Do drivers drive with a vehicle's daytime running lights switched on so they are more visible?		
16.	Do drivers know what precautions to take to protect their own safety if their vehicle breaks down?		
17.	How do you make sure that drivers maintain a safe standard of driving?		
18.	Have drivers aged over 40 had their eyesight examined in the past two years?		

### 8.9. Sample of detailed lists of applicable Safety Rules for packing, loading and carriage of dangerous good: UN 0335, FIREWORKS

#### UN 0335, FIREWORKS - PYROTECHNIC ARTICLES DESIGNED FOR ENTERTAINMENT

##### 1.3G - DEFINITION OF DIVISIONS AND COMPATIBILITY GROUP

###### 2.2.1.1.6 of ADR

Substances and articles which have a fire hazard and either a minor blast hazard or a minor projection hazard or both, but not a mass explosion hazard:

(a) combustion of which gives rise to considerable radiant heat; or



# ANNEXES

(b) which burn one after another, producing minor blast or projection effects or both.

Pyrotechnic substance, or article containing a pyrotechnic substance, or article containing both an explosive substance and an illuminating, incendiary, tear- or smoke-producing substance (other than a water-activated article or one which contains white phosphorus, phosphides, a pyrophoric substance, a flammable liquid or gel or hypergolic liquids).

## EXEMPTIONS OF ADR

See Column 7A, 7B and 20 of Table A in 3.2 of ADR;

NO EXEMPTIONS related to dangerous goods packed in limited or excepted quantities.

Exemptions related to quantities carried per transport unit – 1 transport category – maximum total quantity per transport unit – 20 KG – for details see 1.1.3.6 of ADR

## SAFETY OBLIGATIONS OF THE PARTICIPANTS

See chapter 1.4 of ADR, in particular safety obligations of CONSIGNOR (1.4.2.1), PACKER (1.4.3.2), LOADER (1.4.3.1) and CARRIER (1.4.2.2)

## PACKING

See packing instruction P135 in 4.1.4.1 of ADR

P135 PACKING INSTRUCTION P135		
The following packagings are authorized, provided the general packing provisions of 4.1.1, 4.1.3 and special packing provisions of 4.1.5 are met:		
<b>Inner packagings:</b>  <b>Bags</b> paper plastics  <b>Receptacles</b> fibreboard metal plastics wood  <b>Sheets</b> paper plastics	<b>Intermediate packagings:</b>  Not necessary	<b>Outer packagings:</b>  <b>Boxes</b> steel (4A) aluminium (4B) other metal (4N) natural wood, ordinary (4C1) natural wood, sift-proof walls (4C2) plywood (4D) reconstituted wood (4F) fibreboard (4G) plastics, expanded (4H1) plastics, solid (4H2)  <b>Drums:</b> steel (1A1, 1A2) aluminium (1B1, 1B2) other metal (1N1, 1N2) plywood (1D) fibre (1G) plastics (1H1, 1H2)

# ANNEXES

Requirements for the construction, codes for designating types and testing of packagings – see chapter 6.1 of ADR

## SPECIAL PROVISIONS FOR MIXED PACKING

See provision MP23, MP24 of 4.1.10 of ADR

### MP23

May be packed together with articles covered by the same UN number. Shall not be packed together with goods and articles of Class 1 having different UN numbers, except

- (a) with their own means of initiation, provided that the means of initiation will not function under normal conditions of carriage; or
- (b) if provided for by special provision MP 24.

Shall not be packed together with goods of other classes or with goods which are not subject to the requirements of ADR. When goods are packed together in accordance with this special provision, account shall be taken of a possible amendment of the classification of packages in accordance with 2.2.1.1. For the description of the goods in the transport document, see 5.4.1.2.1 (b).

### MP24

see table under this special mixed packing provision.

## PROVISIONS CONCERNING CARRIAGE IN PACKAGES

See chapter 7.2 of ADR, in particular special provision: V2 and V3

## CONSIGNMENT PROCEDURES

MARKING AND LABELING OF PACKAGES – see chapter 5.2 of ADR (additional provisions for goods of Class 1 – see provision 5.2.1.5 of ADR)



(No. 1)

Divisions 1.1, 1.2 and 1.3

Symbol (exploding bomb): black; Background: orange; Figure '1' in bottom corner

According to provision of 5.2.2.2.1.4 of ADR, labels for Class 1 shall show in the lower half, above the class number, the division number and the compatibility group letter for the substance or article.

According to provision of 5.2.2.2.1.5 of ADR on labels other than those for material of Class 7, the optional insertion of any text (other than the class number) in the space below the symbol shall be confined to particulars indicating the nature of the risk and precautions to be taken in handling.



PLACARDING AND MARKING of VEHICLES – see chapter 5.3 (Placarding of vehicles carrying packages only - see provision 5.3.1.5.1 of ADR)

For vehicles carrying packages containing substances or articles of Class 1 (other than of Division 1.4, compatibility group S), placards shall be affixed to both sides and at the rear of the vehicle.

Specifications for placards – see provision 5.3.1.7.1 of ADR

## DOCUMENTATION

- see 5.4.1 of ADR for transport document, including special provisions for class 1: 5.4.1.1.1(c) and 5.4.1.2.1 of ADR;
- see 5.4.3 of ADR for instructions in writing;

# ANNEXES

- see 8.2.1 for driver's training certificate;
- see 8.1.2.1 for means of identification, which include a photograph, for each member of the vehicle crew.

## LOADING, UNLOADING AND HANDLING OF PACKAGES

See chapter 7.5 of ADR, in particular provisions dedicated for class 1 dangerous goods:

- 7.5.2 (mixed loading prohibition);
- 7.5.5.2 (limitations with respect to explosive substances and articles);
- CV1, CV2 and CV3 in 7.5.11 (additional provisions applicable to certain classes or specific goods).

## ADDITIONAL SAFETY RULES RELATING TO UN 0335

See requirements laid down in special provision S1 in chapter 8.5 of ADR, in particular:

- Prohibition of smoking, fire and naked flame;
- Places of loading and unloading;
- Convoys;
- Supervision of vehicles;
- Locking of vehicles.

## TUNNEL RESTRICTION CODE

(C5000D)

Carriage where the total net explosive mass per transport unit:

- exceeds 5000 kg: Passage forbidden through tunnels of category C, D and E;
- does not exceed 5000 kg: Passage forbidden through tunnels of category D and E.

## 9. Bibliography

- 1) Basu S.K., *Auditing: Principles and Techniques*, Delhi 2006
- 2) Business Continuity Institute, *Good Practice Guidelines*, 2010
- 3) European Conference of Ministers of Transport, *Safe and sustainable transport. A matter of quality assurance*, Paris, 2003
- 4) European Agency for Safety and Health at Work, *Managing risks to drivers in road transport*, Luxembourg 2011
- 5) European Railway Agency - Safety Unit, *Workshop on Risk Evaluation and Assessment in the context of Inland Transport of Dangerous Goods, Background discussion document*, 8-9 October 2013
- 6) European Transport Safety Council, *Preventing Road Accidents and Injuries for the Safety of Employees, Project Handbook*
- 7) Hakker A.S., Braimaister L., *The uses of exposure and risk in road safety studies, SWOV Institute for Road Safety Research*, The Netherlands, Leidschendam 2001
- 8) Jabłoński A., Jabłoński M., *Monitoring in management systems of safety and maintenance of cargo wagons in railway transport*, "Transport Infrastructure", No 3, 2014, p. 52.
- 9) Kumamoto H., Henley E.J., *Probabilistic Risk Assessment and Management for Engineers and Scientists*. SECOND EDITION. IEEE PRESS, New York, 1996
- 10) *Land transportation safety recommended practice OGP Report No. 365 (Issue 2)*, p. 16.
- 11) Łukasik Z., Szymanek A., *Safety and risk in road traffic: selected problems*, "Transport problems", Volume 7 Issue 2, 2012.
- 12) Matthews D., *History of Auditing. The changing audit process from the 19th century till date*. Routledge-Taylor & Francis Group
- 13) Safety Management System Training, ACAC, p. 58.
- 14) Tomasoni A. M., *Models and methods of risk assessment and control in dangerous goods transportation (DGT) systems, using innovative information and*

## BIBLIOGRAPHY

*communication technologies*, Ecole Nationale Supérieure des Mines de Paris; Università degli studi di Genova - Italia, 2010, NNT : 2010ENMP1703 , pastel-00006223

15) Waring A., Glendon A.I., *Managing Risk*, London 1998, p. 166.

16) WHO, <http://www.who.int/mediacentre/factsheets/fs358/en/>, visited: 17.06.2016